




PROUDLY MANUFACTURED
IN THE USA



FRUIT & NUT



LANDSCAPING




NURSERY

2026 PRODUCT CATALOG




Factory is located in Dundee, Florida



1-3	One-Piece Max-One Spray Jets
4	Winged Landscape One-Piece Spray Jets / Micro Sprinkler Spinners
5	New Winged AG 120 Single Piece / AG Single Piece Spray Jets / Overhead Cone Sprayer / Bases
6-7	Two-Piece Jets (Deflector with Base)
8	Anatomy of a Stake Assembly
9	Stake Assemblies
10	Stakes: 13" Clip / 8" Shorty Clip / 13" Barb / 7" Micro Barb Stake / 2" Cross / Extension Risers
11	Support Stakes / End Stakes / Nail Stakes / Vertical Hang Assembly Deflectors & Weights / Vinyl Collars
12	.295" OD Standard Vinyl Tubing / .240" OD Small Vinyl Tubing / .187" OD PE Tubing
13	Vinyl Tubing & Extension Adapters / Specialty & Latex 5/16" Tubing Adapters / PE Tubing Adapters
14	New Flow Restrictor Barbed Adapter / On-Off 1/4" Valves / Jet Cleaning Tool / Repair Kit
15	Punch Tools / Goof Plugs & Barb Cap
16	Flush Valves / Citrus Tree Budding Ties & Clips
17	Nursery Clips & Rod Stakes / New Nursery Pot Clip
18	Nursery Threaded & Grooved Pot Stakes®
19	Nursery Stakes: Adjustable Pot Spray Stake / Extender / Elbow Stakes / Dual, Barb & Shorty Clip Stakes
20	Drippers: Non PC & PC Drippers / NEW Adjustable Drippers
21	New Microspray All-in-One Kit / Irrigation Timers
22	1/2" Poly Tubing / 1/2" Poly Fittings / Hose Fittings for Faucet / Winterizing Plug
23	1/2" Retrofit Fittings / Toilet Supply Line Plug
24	Retrofit Sprinkler Adapters & Converters / Shrub Adapters / Sprinkler Converters / End Caps / Saddles
25	Top-Hat Jets & Retrofit Pop-up Adapters® for Rainbird®, Hunter®, Toro® & K-Rain®
26-27	MAX Series One Piece Jets Spec Chart English/Spanish (metric)
28-29	AG One Piece Jets / Winged One Piece Jet Spinners / Swap Top Spec Chart English/Spanish (metric)
30	Two Piece Jets (Deflectors with Bases) Spec Chart English
31	Vertical Hang Assembly® Spec Chart
32	Vinyl Flow PSI Loss / Specs for Top-Hat Jets® When Used w/ Flow Controller / Spinners
33	Misc. Tech Data / Filtration Sizes / Tree Spacing Per Acre / Precipitation Rate & Sq Ft / Conversion Chart
34	Limited Warranty / Terms & Conditions
Inside Back Cover	Sample Packs / Counter Displays / Literature

TOLL FREE TEL: (800) 881-6294
 TEL: (863) 439-3667
 E-MAIL: sales@maxijet.com

TOLL FREE FAX: (800) 441-6294
 FAX: (863) 439-6608
 ONLINE: www.maxijet.com



We have updated most of our Jet Threads to our new Lock-Tight Threads.

ONE PIECE MAX-ONE SPRAY JETS



Max-14 Fill-In (360° x 14 Medium-Angle Filled-In Streams)

Part No.	Color	Orifice	GPH	Spray Diameter	Spray Angle
MAB36L1	Black	.03"	5.6	8.5'	+15°
MAO36L1	Orange	.033"	7.7	10.5'	+15°
MAU36L1	Blue	.04"	10.5	11.0'	+15°
MAV36L1	Violet	.044"	13.5	13.5'	+15°
MAG36L1	Green	.05"	16.0	14.0'	+15°
MAY36L1	Yellow	.055"	19.8	14.0'	+15°
MAR36L1	Red	.06"	23.5	17.0'	+15°
MAW36L1	White	.07"	37.1	21.5'	+15°

Bag Quantities


100 / 500

Bag Weights

.23lbs. / 1.12lbs.

- Characterized by 14 short, blunt teeth
- Sprays 14 wide streams for a filled-in 360° pattern
- 10-32 triple-lead threads for easy 2-turn installation
- Ideal for mature fruit trees, shrubs, ornamental trees, and flowerbeds
- Clip upside-down to achieve a smaller spray pattern

*Jets are color-coded by orifice size, and data is based on 20 PSI.



Max-12 HDR Down Fill-In [High-Density/Reset] (360° x 12 Filled-In Down Streams)

Part No.	Color	Orifice	GPH	Spray Diameter	Spray Angle
MAB36L1HDR	Black	.03"	5.6	5.5'	-8°
MAO36L1HDR	Orange	.033"	7.7	6.5'	-8°
MAU36L1HDR	Blue	.04"	10.5	6.5'	-8°
MAV36L1HDR	Violet	.044"	13.5	7.0'	-8°

Bag Quantities

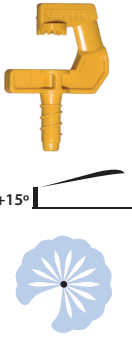
100 / 500

Bag Weights

.23lbs. / 1.15lbs.

- Characterized by 12 short, blunt teeth
- Ideal for High-Density citrus planting
- Sprays 12 down streams for a filled-in 360° pattern
- 10-32 triple-lead threads for easy 2-turn installation
- Available in all flow rates

*Jets are color-coded by orifice size, and data is based on 20 PSI.



Max-12 Fill-In 300° (300° x 12 Medium-Angle Filled-In Streams)*

Part No.	Color	Orifice	GPH	Spray Diameter	Spray Angle
MAB30L1	Black	.03"	5.6	9.0'	+15°
MAO30L1	Orange	.033"	7.7	10.0'	+15°
MAU30L1	Blue	.04"	10.5	11.5'	+15°
MAV30L1	Violet	.044"	13.5	13.5'	+15°
MAG30L1	Green	.05"	16.0	15.5'	+15°
MAY30L1	Yellow	.055"	19.8	15.5'	+15°
MAR30L1	Red	.06"	23.5	18.0'	+15°
MAW30L1	White	.07"	37.1	21.0'	+15°

Bag Quantities

100 / 500

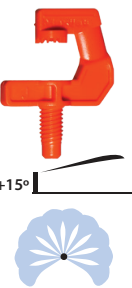
Bag Weights

.23lbs. / 1.12lbs.

- Characterized by 11 short, blunt teeth with 1 diverter
- Sprays 12 wide streams for a filled-in 300° pattern
- Pattern break avoids spraying trunks
- 10-32 triple-lead threads for easy 2-turn installation
- Ideal for mature fruit trees, shrubs, ornamental trees, and flowerbeds
- Clip upside-down to achieve a smaller spray pattern

*Jets are color-coded by orifice size, and data is based on 20 PSI.

*Tab Collar is used when ordered on a stake assembly.



Max-10 Fill-In 240° (240° x 10 Medium-Angle Filled-In Streams)*

Part No.	Color	Orifice	GPH	Spray Radius	Spray Angle
MAB24P1	Black	.03"	5.6	4.5'	+15°
MAO24P1	Orange	.033"	7.7	5.0'	+15°
MAU24P1	Blue	.04"	10.5	6.0'	+15°
MAV24P1	Violet	.044"	13.5	6.0'	+15°
MAG24P1	Green	.05"	16.0	6.5'	+15°

Bag Quantities

100 / 500

Bag Weights

.23lbs. / 1.12lbs.

- Also known as the Peach Jet
- Characterized by 9 short, blunt teeth with 1 diverter
- Sprays a filled-in 240° 10-stream pattern
- 10-32 triple-lead threads for easy 2-turn installation
- Ideal for mature fruit trees
- Install near base of tree, spraying out to keep water off the trunk
- For full root zone coverage, use two jets per tree

*Jets are color-coded by orifice size, and data is based on 20 PSI.

*Tab Collar is used when ordered on a stake assembly.



Max-14 Stream (360° x 14 Medium-Angle Distance Streams)

Part No.	Color	Orifice	GPH	Spray Diameter	Spray Angle
MAB36E1	Black	.03"	5.6	10.5'	+18°
MAO36E1	Orange	.033"	7.7	12.5'	+18°
MAU36E1	Blue	.04"	10.5	16.0'	+18°
MAV36E1	Violet	.044"	13.5	18.0'	+18°
MAG36E1	Green	.05"	16.0	19.0'	+18°
MAY36E1	Yellow	.055"	19.8	21.0'	+18°
MAR36E1	Red	.06"	23.5	21.5'	+18°
MAW36E1	White	.07"	37.1	28.0'	+18°

Bag Quantities

100 / 500

Bag Weights

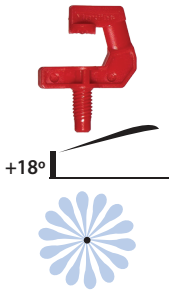
.23lbs. / 1.13lbs.

- Characterized by 14 long, pointed teeth
- Sprays 14 narrow streams for a large 360° pattern
- 10-32 triple-lead threads for easy 2-turn installation
- Ideal for mature, widely-spaced fruit trees, various orchards, and ornamental trees
- Clip upside-down to achieve a smaller spray pattern

*Jets are color-coded by orifice size, and data is based on 20 PSI.



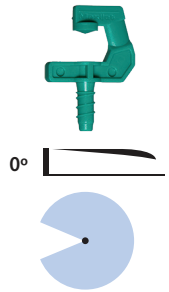
Max-14 Channel Stream (360° x 14 Medium-Angle Distance Streams)



Part No.	Color	Orifice	GPH	Spray Diameter	Spray Angle	Bag Quantities
MAB36C1	Black	.03"	5.6	10.0'	+18°	100 / 500
MAO36C1	Orange	.033"	7.7	12.0'	+18°	Bag Weights .23lbs. / 1.14lbs.
MAU36C1	Blue	.04"	10.5	15.0'	+18°	
MAV36C1	Violet	.044"	13.5	18.0'	+18°	
MAG36C1	Green	.05"	16.0	18.5'	+18°	
MAY36C1	Yellow	.055"	19.8	21.0'	+18°	
MAR36C1	Red	.06"	23.5	22.0'	+18°	
MAW36C1	White	.07"	37.1	25.0'	+18°	

- Characterized by 14 short, pointed teeth creating 14 narrow streams for a large 360° pattern
- Designed to minimize algae build-up in the teeth
- 10-32 triple-lead threads for easy 2-turn installation
- Ideal for widely-spaced fruit trees, orchards, and ornamental trees
- Clip the Jet upside-down in the Clip Stake for a smaller spray pattern


Max-One Fan (320° Flat Fan Spray)



Part No.	Color	Orifice	GPH	Spray Diameter	Spray Angle	Bag Quantities
MAB3601	Black	.03"	5.6	5.5'	0°	100 / 500
MAO3601	Orange	.033"	7.7	5.5'	0°	Bag Weights .23lbs. / 1.12lbs.
MAU3601	Blue	.04"	10.5	5.5'	0°	
MAV3601	Violet	.044"	13.5	6.0'	0°	
MAG3601	Green	.05"	16.0	6.0'	0°	
MAY3601	Yellow	.055"	19.8	6.0'	0°	
MAR3601	Red	.06"	23.5	6.5'	0°	
MAW3601	White	.07"	37.1	8.0'	0°	

- Characterized by a smooth, flat deflector plate
- Sprays a flat 320° fan pattern
- 10-32 triple-lead threads for easy 2-turn installation
- Ideal for greenhouses, young trees, and small landscaped areas
- For propagation, place Jets head to head for maximum coverage

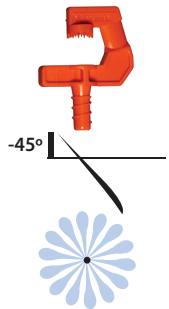
Max-Cone Down Fan (360° Down Fan Spray)



Part No.	Color	Orifice	GPH	Spray Diameter	Spray Angle	Bag Quantities
MAB36D1	Black	.03"	5.6	2.0'	-35°	100 / 500
MAO36D1	Orange	.033"	7.7	2.0'	-35°	Bag Weights .22lbs. / 1.10lbs.
MAU36D1	Blue	.04"	10.5	2.0'	-35°	
MAV36D1	Violet	.044"	13.5	2.0'	-35°	
MAG36D1	Green	.05"	16.0	2.0'	-35°	
MAY36D1	Yellow	.055"	19.8	2.0'	-35°	
MAR36D1	Red	.06"	23.5	2.5'	-35°	
MAW36D1	White	.07"	37.1	2.5'	-35°	

- Characterized by 16 short, round nodes
- -35° down spray keeps more water in the container, covering the entire root zone helping prevent overspray
- Ideal for agriculture, nurseries, greenhouses, mature fruit trees, ornamental trees, flowerbeds, shrubs and landscapes
- 10-32 triple-lead threads for easy 2-turn installation

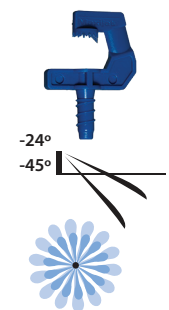
Max-Cone Down Stream (360° x 14 Down Stream Spray)



Part No.	Color	Orifice	GPH	Spray Diameter	Spray Angle	Bag Quantities
MAB36Z1	Black	.03"	5.6	2.0'	-45°	100 / 500
MAO36Z1	Orange	.033"	7.7	2.0'	-45°	Bag Weights .22lbs. / 1.11lbs.
MAU36Z1	Blue	.04"	10.5	2.0'	-45°	
MAV36Z1	Violet	.044"	13.5	2.5'	-45°	
MAG36Z1	Green	.05"	16.0	2.5'	-45°	
MAY36Z1	Yellow	.055"	19.8	2.5'	-45°	
MAR36Z1	Red	.06"	23.5	2.5'	-45°	
MAW36Z1	White	.07"	37.1	3.0'	-45°	


- Characterized by 14 long, pointed teeth
- -45° down spray keeps more water in the container, covering the entire root zone and helping to prevent overspray in windy conditions
- Ideal for agriculture, nurseries, greenhouses, fruit trees, shrubs, ornamental trees, flowerbeds and landscapes
- 10-32 triple-lead threads for easy 2-turn installation

Max-Double Down Stream (Double Set of 360° Down Streams)



Part No.	Color	Orifice	GPH	Spray Diameter	Spray Angle	Bag Quantities
MAB36R1	Black	.03"	5.6	3.0' - 4.0'	-24°/-45°	100 / 500
MAO36R1	Orange	.033"	7.7	3.0' - 4.0'	-24°/-45°	Bag Weights .22lbs. / 1.11lbs.
MAU36R1	Blue	.04"	10.5	3.0' - 4.0'	-24°/-45°	
MAV36R1	Violet	.044"	13.5	3.0' - 4.0'	-24°/-45°	
MAG36R1	Green	.05"	16.0	3.0' - 4.0'	-24°/-45°	
MAY36R1	Yellow	.055"	19.8	3.0' - 4.0'	-24°/-45°	
MAR36R1	Red	.06"	23.5	3.0' - 4.0'	-24°/-45°	
MAW36R1	White	.07"	37.1	3.0' - 4.5'	-24°/-45°	

- 360° double set of down streams (13 blunt teeth / 1 long back tooth)
- 10-32 triple-lead threads for easy 2-turn installation
- Ideal for tree farms and nurseries
- Excellent for B & B trees
- Recommend using with the Nursery Clip Assembly

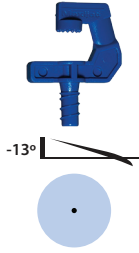


We have updated most of our Jet Threads to our new Lock-Tight Threads.



ONE PIECE MAX-ONE SPRAY JETS

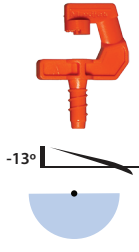
*Jets are color-coded by orifice size, and data is based on 20 PSI.



Max-360 Blueberry (360° Down Spray)

Part No.	Color	Orifice	GPH	Spray Diameter	Spray Angle	Bag Quantities
MAB36B1	Black	.03"	5.6	4.0'	-13°	100 / 500
MAO36B1	Orange	.033"	7.7	4.5'	-13°	Bag Weights .24lbs. / 1.15lbs.
MAU36B1	Blue	.04"	10.5	5.0'	-13°	
MAV36B1	Violet	.044"	13.5	5.5'	-13°	
MAG36B1	Green	.05"	16	5.5'	-13°	

- Characterized by 14 short, round nodes
- Sprays a 360° down-spray pattern
- 10-32 triple-lead threads for easy 2-turn installation
- Designed for use with blueberry plants
- Down spray covers roots while keeping water off trunks, leaves, and berries
- Proven more effective than drip



Max-180 Blueberry (180° Down Spray)

Part No.	Color	Orifice	GPH	Spray Radius	Spray Angle	Bag Quantities
MAB18B1	Black	.03"	5.6	1.5'	-13°	100 / 500
MAO18B1	Orange	.033"	7.7	2.0'	-13°	Bag Weights .24lbs. / 1.16lbs.
MAU18B1	Blue	.04"	10.5	3.5'	-13°	
MAV18B1	Violet	.044"	13.5	3.5'	-13°	
MAG18B1	Green	.05"	16	3.0'	-13°	

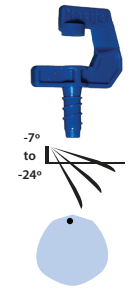
- Characterized by 7 short, round nodes
- Sprays a 180° down-spray pattern
- 10-32 triple-lead threads for easy 2-turn installation
- Designed for use with blueberry plants
- Down spray covers roots while keeping water off trunks, leaves, and berries
- Proven more effective than drip



Max-Side Pot 107° x 6 Downward Fill-in Stream w/ Lock-Tight Single Threads

Part No.	Color	Orifice	GPH	Spray Diameter	Spray Angle	Bag Quantities
MABSPL1	Black	.03"	5.6	1.5' - 3.0'	-26°/-32°/64°	100 / 500
MAOSPL1	Orange	.033"	7.7	1.5' - 3.0'	-26°/-32°/64°	Bag Weights .22lbs. / 1.12lbs.
MAUSPL1	Blue	.04"	10.5	1.5' - 3.0'	-26°/-32°/64°	
MAVSPL1	Violet	.044"	13.5	1.5' - 3.0'	-26°/-32°/64°	
MAGSPL1	Green	.05"	16.0	1.5' - 3.0'	-26°/-32°/64°	
MAYSPL1	Yellow	.055"	19.8	1.5' - 3.0'	-26°/-32°/64°	
MARSPL1	Red	.06"	23.5	1.5' - 3.0'	-26°/-32°/64°	

- 107° X 6 Downward Streams
- 2 center streams in a minus 26°
- 2 midway streams in a minus 32°
- 2 outside streams in a minus 64°
- Designed to keep water inside the POT and to cover the pot evenly with these down streams
- 10-32 lock-tight single threads for easy 2-turn installations
- Potted Plants, Blueberries, Trees, and More!



Max-Side Pot 107° Downward Fan Spray w/ Lock-Tight Single Threads

Part No.	Color	Orifice	GPH	Spray Diameter	Spray Angle	Bag Quantities
MABSP01	Black	.03"	5.6	1.5' - 3.0'	-7 to -24°	100 / 500
MAOSP01	Orange	.033"	7.7	1.5' - 3.0'	-7 to -24°	Bag Weights .22lbs. / 1.12lbs.
MAUSP01	Blue	.04"	10.5	1.5' - 3.0'	-7 to -24°	
MAVSP01	Violet	.044"	13.5	1.5' - 3.0'	-7 to -24°	
MAGSP01	Green	.05"	16.0	1.5' - 3.0'	-7 to -24°	
MAYSP01	Yellow	.055"	19.8	1.5' - 3.0'	-7 to -24°	
MARSP01	Red	.06"	23.5	1.5' - 3.0'	-7 to -24°	
MAWSP01	White	.07"	37.1	1.5' - 3.0'	-7 to -24°	

- 107° Downward Spray
- Center sprays in a minus 7°
- 2 outside sprays in a minus 24°
- Designed to keep water inside the POT and to cover the pot evenly with these down spray
- 10-32 lock-tight single threads for easy 2-turn installations
- Potted Plants, Blueberries, Trees, and More!

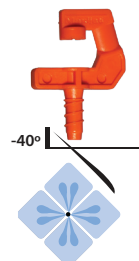


Max-Center Strip (20° x 2 Medium-Angle) Blueberry

Part No.	Color	Orifice	GPH	Spray Diameter	Spray Angle	Bag Quantities
MAB040CS1	Black	.03"	5.6	11.0' (1.0' width)	+12°	100 / 500
MAO040CS1	Orange	.033"	7.7	12.0' (1.5' width)	+12°	Bag Weights .22lbs. / 1.13lbs.
MAU040CS1	Blue	.04"	10.5	13.0' (1.5' width)	+12°	

* Tab Collar is used when ordered on a stake assembly

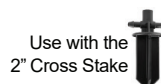
- Ideal for use with rows of blueberries
- Sprays a 20° x 2 medium-angle fan pattern in opposing directions with a 2' - 3' wide spray pattern
- 10-32 triple-lead threads for easy 2-turn installation
- Ideal for use between trees, shrubs or near sidewalks




Max-Cross Down Stream (2 Down Streams per 4 Square Pots)

Part No.	Color	Orifice	GPH	Spray Radius	Spray Angle	Bag Quantities
MAB36N1	Black	.03"	5.6	3.0" - 4.0"	-40°	100 / 500
MAO36N1	Orange	.033"	7.7	3.0" - 4.0"	-40°	Bag Weights .22lbs. / 1.11lbs.
MAU36N1	Blue	.04"	10.5	3.0" - 4.0"	-40°	

*Use with the 2" Cross Stake



- Sprays 2 down streams in 4 directions
- 10-32 triple-lead threads for easy 2-turn installation
- Ideal for use with small square table pots in nurseries and greenhouses
- designed to be used with the 2" Cross Stake



WINGED ONE-PIECE LANDSCAPE SPRAY JETS

We have updated most of our Jet Threads to our new Lock-tight Threads. 

20° x 2 Center Strip Winged Jet (2 Opposing Flat Fan Spray)*



Part No.	Color	Orifice	GPH	Spray Radius	Spray Angle
MAU040W	Blue	.04"	10.5	4.0' (2.5' width)	0°
MAG040W	Green	.05"	16.0	5.0' (2.0' width)	0°
MAR040W	Red	.06"	23.5	5.0' (2.0' width)	0°

* Tab Collar is used when ordered on a stake assembly

Bag Quantities
100 / 500

Bag Weights
.24lbs. / 1.18lbs.

**Jets are color-coded by orifice size, and data is based on 20 PSI.

- Flat fan pattern allows little to no wind deflection
- Wings allow for more comfortable installation
- 10-32 triple-lead threads for easy 2-turn installation
- Available in four unique spray patterns: Center Strip for narrow areas near walkways, Quarter Circle for tight 90° corners, and Full Circles for general purposes
- Ideal for landscape use
- Wings allow for more comfortable installation without a tool while still accommodating use of the Pro Punch and Ag Punch Tools' Hex Wrench

90° Quarter Circle Winged Jet (Flat Spray)



Part No.	Color	Orifice	GPH	Spray Radius	Spray Angle
MAU090W	Blue	.04"	10.5	5.5'	0°
MAG090W	Green	.05"	16.0	6.0'	0°
MAR090W	Red	.06"	23.5	6.5'	0°

180° Half Circle Winged Jet (Flat Spray)



Part No.	Color	Orifice	GPH	Spray Radius	Spray Angle
MAU180W	Blue	.04"	10.5	5.0'	0°
MAG180W	Green	.05"	16.0	5.5'	0°
MAR180W	Red	.06"	23.5	5.5'	0°

340° Full Circle Winged Jet (Flat Spray)



Part No.	Color	Orifice	GPH	Spray Diameter	Spray Angle
MAU340W	Blue	.04"	10.5	6.0'	0°
MAG340W	Green	.05"	16.0	6.0'	0°
MAR340W	Red	.06"	23.5	7.0'	0°

All Winged One-Piece Jets have a 0° fan spray




LANDSCAPE MICRO SPRINKLER SPINNERS

Small Pattern Spinner (360° x 8 Green Spinner)



Green .044" Orifice
13.5 GPH



Part No.	Color	Orifice	GPH	Spray Diameter	Spray Angle
MAG368X	Green	.044"	13.5	8.0'	0°

Bag Quantities

100 / 500

Bag Weights

.37lbs. / 1.83lbs.

- Sprays 8 spinning streams for a filled-in 360° pattern
- 10-32 triple-lead threads for easy 2-turn installation
- Recommended for small landscape or garden areas
- Only available in the 13.5 GPH orifice

Large Diameter Spinner (360° x 2 Gray Spinner)



Multiple Orifice Options

Part No.	Color	Orifice	GPH	Spray Diameter	Spray Angle
MAB362X	Black	.03"	5.6	13.5'	0°
MAO362X	Orange	.033"	7.7	14.0'	0°
MAU362X	Blue	.04"	10.5	15.5'	0°
MAV362X	Violet	.044"	13.5	16.5'	0°
MAG362X	Green	.05"	16.0	17.0'	0°
MAY362X	Yellow	.055"	19.8	18.0'	0°
MAR362X	Red	.06"	23.5	18.5'	0°


Bag Quantities

100 / 500

Bag Weights

.43lbs. / 2.1 lbs.

- Sprays 2 spinning streams for a large, filled-in 360° pattern
- 10-32 triple-lead threads for easy 2-turn installation
- Recommended for larger landscape or garden areas



*Jets are color-coded by orifice size, and data is based on 20 PSI.

360° x 2 Large Circle Vari Flow Spinner



0 to 17 GPH

Part No.	GPH	Spray Diameter	Spray Angle	Bag Quantities
MAG362XADJ	0 - 17	17'	0°	100

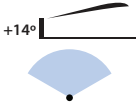
Bag Weights
1.05 lbs.

We have updated most of our Jet Threads to our new Lock-tight Threads.

AG SINGLE PIECE SPRAY JETS



NEW Winged 120° Fan Spray Jet (Medium-Angle)

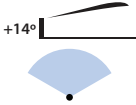


Part No.	Color	Orifice	GPH	Spray Radius	Spray Angle	Bag Quantities
MAB120W	Black	.03"	5.6	3.5'	+14°	100 / 500
MAU120W	Blue	.04"	10.5	5.5'	+14°	Bag Weights .24lbs. / 1.18lbs.
MAG120W	Green	.05"	16.0	7.5'	+14°	
MAR120W	Red	.06"	23.5	8.0'	+14°	

- Medium-angle fan pattern delivers water with a higher trajectory, which helps frost protect young citrus trees
- The hex top allows for installation using the Maxijet Pro or Ag Punch Tools' Hex Wrench
- 10-32 triple-lead threads for easy 2-turn installation



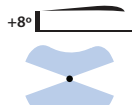
120° Fan Spray Jet (Medium-Angle)



Part No.	Color	Orifice	GPH	Spray Radius	Spray Angle	Bag Quantities
MAB120S	Black	.03"	5.6	3.5'	+14°	100 / 1000
MAU120S	Blue	.04"	10.5	5.5'	+14°	Bag Weights .19lbs. / 1.86lbs.
MAG120S	Green	.05"	16.0	7.5'	+14°	
MAR120S	Red	.06"	23.5	8.0'	+14°	



280° Fan Spray Jet (Medium-Angle)



Part No.	Color	Orifice	GPH	Spray Diameter	Spray Angle	Bag Quantities
MAB280S	Black	.03"	5.6	5.0'	+8°	100 / 1000
MAU280S	Blue	.04"	10.5	6.0'	+8°	Bag Weights .19lbs. / 1.86lbs.
MAG280S	Green	.05"	16.0	9.5'	+8°	
MAR280S	Red	.06"	23.5	12.0'	+8°	

****Jets are color-coded by orifice size, and data is based on 20 PSI.**

Overhead Cone Sprayers

Yellow Threaded Base



Cone Sprayer Sprayer (Made in Australia)

Part No.	Color	Orifice	GPH	Spray Diameter	Spray Angle	Bag Quantities
MAB36MY	NA	NA	6.5	2.0'	NA	100

* Used upside down.

Black Cap

- Sprays a fine cone mist when installed overhead
- Size of wetting area can be adjusted by changing height of sprayer
- Ideal for use in greenhouses

Bases for Deflectors & Caps



Part No.	Color	Orifice	GPH	Bag Quantities
MABBAS	Black	.03"	5.6	100 / 1000
MAOBAS	Orange	.033"	7.7	Bag Weights .11lbs. / 1.50lbs.
MAUBAS	Blue	.04"	10.5	
MAVBAS	Violet	.044"	13.5	
MAGBAS	Green	.05"	16.0	** Bases color-coded by orifice size, and data is based on 20 PSI.
MAYBAS	Yellow	.055"	19.8	
MARBAS	Red	.06"	23.5	
MAWBAS	White	.07"	37.1	


- Bases can accommodate Caps and Deflectors

With Deflector

With Cap



** Maxijet Caps are still available - Please see maxijet.com or call Customer Service at 800-881-6294



TWO PIECE JETS - DEFLECTOR WITH BASE

We have updated most of our Jet Threads to our new Lock-tight Threads.



40° Center-Strip (20° x 2 Medium-Angle)*



Part No.	Base Color	Orifice	GPH	Spray Diameter	Spray Angle
MAB040D	Deflector ONLY (without base)				+12°
ANC040	Black	.03"	5.6	9.0'	+12°
ANO040	Orange	.033"	7.7	11.0'	+12°
ANU040	Blue	.04"	10.5	13.0'	+12°
ANV040	Violet	.044"	13.5	16.5'	+12°
ANG040	Green	.05"	16.0	17.0'	+12°
ANY040	Yellow	.055"	19.8	18.0'	+12°
ANR040	Red	.06"	23.5	19.0'	+12°
ANW040	White	.07"	37.1	25.5'	+12°

Bag Quantities
100 / 500

Bag Weights
(Deflector Only)
.23lbs. / 1.15lbs.
(Base/Deflector)
.35lbs. / 1.75lbs.

**** Bases color-coded by orifice size, and data is based on 20 PSI.**

- Sprays a 20° x 2 medium-angle fan pattern in opposing directions
- 10-32 triple-lead threads for easy 2-turn installation
- Ideal for use near sidewalks or between trees, shrubs, and blueberries

* Tab Collar is used when ordered on a stake assembly to prevent Jets from turning

Quarter-Circle (90° Medium-Angle)



Part No.	Base Color	Orifice	GPH	Spray Radius	Spray Angle
MAB090D	Deflector ONLY (without base)				+18°
ANC090	Black	.03"	5.6	4.0'	+18°
ANO090	Orange	.033"	7.7	4.5'	+18°
ANU090	Blue	.04"	10.5	4.5'	+18°
ANV090	Violet	.044"	13.5	5.0'	+18°
ANG090	Green	.05"	16.0	5.5'	+18°
ANY090	Yellow	.055"	19.8	6.5'	+18°
ANR090	Red	.06"	23.5	6.5'	+18°
ANW090	White	.07"	37.1	7.0'	+18°

Bag Quantities
100 / 500

Bag Weights
(Deflector Only)
.23lbs. / 1.15lbs.
(Base/Deflector)
.37lbs. / 1.85lbs.

**** Bases color-coded by orifice size, and data is based on 20 PSI.**

- Sprays a medium-angle 90° fan pattern
- 10-32 triple-lead threads for easy 2-turn installation
- Ideal for tight corners in landscapes and gardens. It is also recommended for use with young trees

High-Angle (90° High-Angle Fan Spray)*



Part No.	Base Color	Orifice	GPH	Spray Radius	Spray Angle
MABA90D	Deflector ONLY (without base)				+64°
ANCA90	Black	.03"	5.6	NA	+64°
ANOA90	Orange	.033"	7.7	NA	+64°
ANUA90	Blue	.04"	10.5	NA	+64°
ANVA90	Violet	.044"	13.5	NA	+64°
ANGA90	Green	.05"	16.0	NA	+64°
ANYA90	Yellow	.055"	19.8	NA	+64°
ANRA90	Red	.06"	23.5	NA	+64°
ANWA90	White	.07"	37.1	NA	+64°

Bag Quantities
100 / 500

Bag Weights
(Deflector Only)
.23lbs. / 1.15lbs.
(Base/Deflector)
.36lbs. / 1.80lbs.

**** Bases color-coded by orifice size, and data is based on 20 PSI.**

- Sprays a +64° high-angle fan pattern
- Water will spray 3'- 4' in the air
- 10-32 triple-lead threads for easy 2-turn installation
- Ideal for citrus frost protection

* Tab Collar is used when ordered on a stake assembly to prevent Jets from turning

180° Fan (165° Medium-Angle)



Part No.	Base Color	Orifice	GPH	Spray Radius	Spray Angle
MAB180D	Deflector ONLY (without base)				+18°
ANC180	Black	.03"	5.6	3.5'	+18°
ANO180	Orange	.033"	7.7	3.5'	+18°
ANU180	Blue	.04"	10.5	4.2'	+18°
ANV180	Violet	.044"	13.5	4.5'	+18°
ANG180	Green	.05"	16.0	4.5'	+18°
ANY180	Yellow	.055"	19.8	5.0'	+18°
ANR180	Red	.06"	23.5	5.5'	+18°
ANW180	White	.07"	37.1	6.5'	+18°

Bag Quantities
100 / 500

Bag Weights
(Deflector Only)
.23lbs. / 1.15lbs.
(Base/Deflector)
.36lbs. / 1.80lbs.


**** Bases color-coded by orifice size, and data is based on 20 PSI.**

- Sprays a 165° medium-angle fan pattern
- 10-32 triple-lead threads for easy 2-turn installation
- Ideal for spraying away from houses, fences, and sidewalks
- Also recommended for use with young trees

We have updated most of our Jet Threads to our new Lock-tight Threads.

AG SINGLE PIECE SPRAY JETS

180° x 8 Stream (Medium-Angle)



Part No.	Base Color	Orifice	GPH	Spray Radius	Spray Angle
MAB188D	Deflector ONLY (without base)				+18°
ANC188	Black	.03"	5.6	6.0'	+18°
ANO188	Orange	.033"	7.7	7.0'	+18°
ANU188	Blue	.04"	10.5	8.0'	+18°
ANV188	Violet	.044"	13.5	8.5'	+18°
ANG188	Green	.05"	16.0	10.0'	+18°
ANY188	Yellow	.055"	19.8	12.0'	+18°
ANR188	Red	.06"	23.5	12.5'	+18°
ANW188	White	.07"	37.1	14.0'	+18°

Bag Quantities
100 / 500

Bag Weights
(Deflector Only)
.23lbs. / 1.15lbs.
(Base/Deflector)
.34lbs. / 1.70lbs.

**** Bases color-coded by orifice size, and data is based on 20 PSI.**

- Sprays a 180° medium-angle 8-stream pattern
- 10-32 triple-lead threads for easy 2-turn installation
- Ideal for young trees or general use in landscapes

280° Fan (Medium-Angle)



Part No.	Base Color	Orifice	GPH	Spray Diameter	Spray Angle
MAB280D	Deflector ONLY (without base)				+18°
ANC280	Black	.03"	5.6	7.5' x 8.5'	+18°
ANO280	Orange	.033"	7.7	8.0' x 10.0'	+18°
ANU280	Blue	.04"	10.5	8.5' x 11.0'	+18°
ANV280	Violet	.044"	13.5	9.5' x 13.0'	+18°
ANG280	Green	.05"	16.0	10.5' x 14.5'	+18°
ANY280	Yellow	.055"	19.8	11' x 15.5'	+18°
ANR280	Red	.06"	23.5	14.5' x 17.0'	+18°
ANW280	White	.07"	37.1	15.5' x 18.5'	+18°

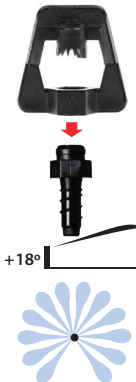
Bag Quantities
100 / 500

Bag Weights
(Deflector Only)
.23lbs. / 1.15lbs.
(Base/Deflector)
.33lbs. / 1.65lbs.

**** Bases color-coded by orifice size, and data is based on 20 PSI.**

- Sprays a split 280° medium-angle fan pattern
- 10-32 triple-lead threads for easy 2-turn installation
- Ideal for watering mature trees and for frost protection

300° x 12 Stream (Medium-Angle)*



Part No.	Base Color	Orifice	GPH	Spray Diameter	Spray Angle
MAB312D	Deflector ONLY (without base)				+18°
ANC312	Black	.03"	5.6	11.5'	+18°
ANO312	Orange	.033"	7.7	11.5'	+18°
ANU312	Blue	.04"	10.5	14.0'	+18°
ANV312	Violet	.044"	13.5	14.5'	+18°
ANG312	Green	.05"	16.0	16.5'	+18°
ANY312	Yellow	.055"	19.8	17.0'	+18°
ANR312	Red	.06"	23.5	21.0'	+18°
ANW312	White	.07"	37.1	26.0'	+18°

Bag Quantities
100 / 500

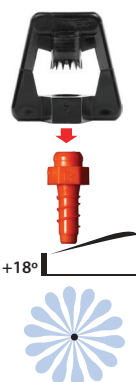
Bag Weights
(Deflector Only)
.23lbs. / 1.15lbs.
(Base/Deflector)
.33lbs. / 1.60lbs.

**** Bases color-coded by orifice size, and data is based on 20 PSI.**

- Sprays a 300° medium-angle 12-stream pattern
- 10-32 triple-lead threads for easy 2-turn installation
- Ideal for trees when keeping water off the trunk is a concern

* Tab Collar is used when ordered on a stake assembly to prevent Jets from turning

360° x 14 Stream (Medium-Angle)



Part No.	Base Color	Orifice	GPH	Spray Diameter	Spray Angle
MAB36ED	Deflector ONLY (without base)				+18°
ANC36E	Black	.03"	5.6	10.5'	+18°
ANO36E	Orange	.033"	7.7	12.5'	+18°
ANU36E	Blue	.04"	10.5	13.5'	+18°
ANV36E	Violet	.044"	13.5	16.5'	+18°
ANG36E	Green	.05"	16.0	19.5'	+18°
ANY36E	Yellow	.055"	19.8	19.5'	+18°
ANR36E	Red	.06"	23.5	24.0'	+18°
ANW36E	White	.07"	37.1	27.5'	+18°

Bag Quantities
100 / 500

Bag Weights
(Deflector Only)
.23lbs. / 1.15lbs.
(Base/Deflector)
.33lbs. / 1.70lbs.

**** Bases color-coded by orifice size, and data is based on 20 PSI.**

- Sprays a 360° medium-angle 14-Stream pattern
- 10-32 triple-lead threads for easy 2-turn installation
- Ideal for use on mature trees
- Also recommended for use in orchards


ANATOMY OF A STAKE ASSEMBLY

Anatomy of a Maxijet Stake Assembly

Maxijet Stake Assemblies can be configured using a number of different components and, with other options, like color and flow rate, a Stake Assembly can be built to meet your irrigation needs.




Stake Assemblies can be fitted with any one of the many Maxijet one-piece or two-piece jets, including MAX Jets, Spinners, Winged Jets, Deflectors, or Caps. Choose the type that best meets your needs. (Pgs 1-7)



Stake Assemblies can be fitted with a Vari Flow or Stem x Thread Valve (Pg 14)

Choose either the Barb or Clip Stake as the base for any Landscape or Ag Stake Assembly.

Use with 1/2", 3/4" or 1" Poly



Use with 3/4" or 1" Poly



Large BxB Adapter

Barbed Adapter or a Flow Restrictor is used to connect Stake Assemblies to a Poly Tubing main line. Use the Flow Restrictor at end of Maxijet Vinyl with a maximum length of 36"



Valve

Stake Assemblies can be built with On/Off Valves.

On/Off Valves adjust water output changing spray pattern distance or to shut off water to Micro Spray.



Accepts .295" OD Vinyl




13" Clip Stake

AVAILABLE COLORS:
Black
Orange
Green
Tan



Accepts .295" OD Vinyl



8" Shorty Stake

AVAILABLE COLORS:
Black
Orange

.195" Barb Inlet



13" Barb Stake

AVAILABLE COLORS:
Black
Green



.195" Barb




7" Micro Barb Stake

AVAILABLE COLORS:
Black



Stake Assemblies have multiple length and color options for Vinyl Tubing. Choose the right length and color for every application.

STANDARD VINYL LENGTHS: 18", 24", 30", 36", 48"
AVAILABLE VINYL COLORS: Black, Blue, Green, Tan



STAKE ASSEMBLIES

Most Popular STAKE ASSEMBLIES

Black Stake Assemblies

Part No.	Description	Box Qty.	Box Wt.
BBK24B	Black Barb Stake/24" Black Vinyl/.195" Barb	200	29 lbs.
BBK36B	Black Barb Stake/36" Black Vinyl/.195" Barb	150	27 lbs.
BSK24B	Black Clip Stake/24" Black Vinyl/.195" Barb	200	29 lbs.
BSK36B	Black Clip Stake/36" Black Vinyl/.195" Barb	150	27 lbs.

Orange Stake Assemblies

Part No.	Description	Box Qty.	Box Wt.
BME24B	Orange Clip Stake/24" Blue Vinyl/.195" Barb	200	29 lbs.
BME30B	Orange Clip Stake/30" Blue Vinyl/.195" Barb	200	32 lbs.
BME36B	Orange Clip Stake/36" Blue Vinyl/.195" Barb	150	27 lbs.
BMK36B	Orange Clip Stake/36" Black Vinyl/.195" Barb	150	27 lbs.

Green Landscape® Stake Assemblies

Part No.	Description	Box Qty.	Box Wt.
BAL25B	Green Landscape® Barb Stake/25" Green Vinyl/.195" Barb	200	30 lbs.
BDL25WB	Green Landscape® Clip Stake/25" + 2" Green Vinyl/Mister Valve/.195" Barb	200	32 lbs.
BDL30B	Green Landscape® Clip Stake/30" Green Vinyl/.195" Barb	200	33 lbs.
BAL30WB	Green Landscape® Barb Stake/30" + 2" Green Vinyl/Mister Valve/.195" Barb	200	35 lbs.

Barb & Clip Stake Assemblies with **18", 24" or 30" Vinyl lengths** in box quantities of 200 - weight: 26-35 lbs.
Barb & Clip Stake Assemblies with **36" or 48" Vinyl lengths** in box quantities of 150 - weight: 27-34 lbs.



We will Gladly make any Stake Assembly for you!

Call the factory for prices on your Custom Stake Assembly


**(800) 881-6294 Toll Free
(863) 439-3667**

Customize your Stake Assembly using our various Stakes, Vinyl, Jets, and Adapters.

ONE TO TWO WEEKS advanced notice on all assemblies is preferred.



To Order Call: 1-800-881-6294 or Email: sales@maxijet.com



STAKES & EXTENSIONS


13" Clip Stakes

Part No.	Description	Box Qty.	Box Wt.
MSBCLP	Black Clip Stake	400	28 lbs.
MSOCLP	Orange Clip Stake®	400	28 lbs.
MSLCLP	Green Landscape® Clip Stake	400	28 lbs.
MSTCLP	Tan Clip Stake	400	28 lbs.
MSVCLP	Violet Potable/Reclaimed Water Clip Stake	400	28 lbs.



8" Shorty Clip Stakes

Part No.	Description	Box Qty.	Box Wt.
MSBCLP-S	Black 8" Shorty Clip Stake w/ Stopping Depth Ring	500	23 lbs.
MSOCLP-S	Orange 8" Shorty Clip Stake w/ Stopping Depth Ring	500	23 lbs.



13" Barb Stakes

Part No.	Description	Box Qty.	Box Wt.
MSBBRB	Black Barb Stake	400	30 lbs.
MSLBRB	Green Landscape® Barb Stake	400	30 lbs.

7" Micro Barb Stake

Part No.	Description	Box Qty.	Box Wt.
MSBBRBMICRO	Black 7" Micro Barb Stake with side .195" Barb Inlet	1000	15.7 lbs.

2" Cross Barb Stake

Part No.	Description	Box Qty.	Box Wt.
MSBCROSS	2" Cross Barb Stake for Nurseries Using Benches w/ 4"-5" Square Pots	1000	11.20 lbs.

Thread any Maxijet Jet into the top of Riser and Attach directly to Poly or PVC or Use to raise the Jet height on a stake assembly



Extension Risers

Part No.	Description	Bag Qty.	Bag Wt.
MNB04	4" Rigid Extension	100	.63 lbs.
MNB06	6" Rigid Extension	100	.94 lbs.
MNB08	8" Rigid Extension	100	1.25 lbs.
MNB12	12" Rigid Extension	100	1.82 lbs.
MNB18	18" Rigid Extension	100	2.80 lbs.

Extension Riser Assemblies

Part No.	Description	Bag Qty.	Bag Wt.
BXC08T	8" Rigid Extension with 10-32 Lock-Tight Threads	50	.70 lbs.
BXC12T	12" Rigid Extension with 10-32 Lock-Tight Threads	50	.99 lbs.
BXC08TX	8" Rigid Extension / On/Off Valve / 10-32 LT Threads	50	1 lb.
BXC12TX	12" Rigid Extension / On/Off Valve / 10-32 LT Threads	50	1.5 lbs.

SUPPORT STAKES, VERTICAL HANG ASSEMBLIES AND VINYL COLLARS

See more Stake options for Nurseries on page 18.

Support Stakes

Part No.	Description	Box Qty.	Box Wt.
MSB206U	1/2" x 6" Poly Support Stake	600	23 lbs.
MSB404U	1/4" x 5" Vinyl Support Stake (Black)	2000	27 lbs.
MSR404U	1/4" x 5" Vinyl Support Stake (Red)	2000	27 lbs.

Holds down 1/2"
Poly Tubing >>



<< Holds down 1/4"
Vinyl Tubing

<< Available Colors
Black or Red



Nail Stake

Part No.	Description	Box Qty.	Box Wt.
MSBNAL13	13" Nail Stake (patent # 378,890)	400	33 lbs.

Use in Apple Orchards, Grape Vineyards, Greenhouses and Animal Cooling. A flow rate of 5 - 37 GPH is available.



<< Barbed Adapter

<< Flexible 12" Vinyl Tube
(Other Lengths Available)



<< Maxijet 2" Vinyl Weight holds the assembly in a vertical position

Green or Blue
360° x 14 Vertical
Hang Deflector >>

Vertical Hang Assembly® PATENT # 5,267,695

The Vertical Hang Assemblies can be custom ordered, specifying the Jet, Vinyl color, Vinyl length and Barb size.

Vertical Hang Deflector Jets

Part No.	Description	Bag Qty.	Bag Wt.
MAG36BD	360° x 14 Flat Stream Green Deflector, Long Streams (Use with Maxijet Base, page 5)	100	.21 lbs.
MAU36VD	360° x 14 Flat Stream Blue Deflector, "Fill-In" Streams (Use with Maxijet Base, page 5)	100	.21 lbs.

Vertical Hang Weights


Part No.	Description	Box Qty.	Box Wt.
MWO35	Orange Weight - 4" Length / .375" ID x .650" OD	450	21 lbs.
MWB35	Black Weight - 4" Length / .375" ID x .650" OD	450	21 lbs.
MWU2	Blue Heavy Weight - 2" Length / .450" ID x 1.05" OD	200	20 lbs.

Vinyl Collars - to lock Jets into .145" ID x .295" OD Vinyl



Part No.	Description	Bag Qty.	Bag Wt.	Bag Qty.	Bag Wt.
MEB	Black Vinyl Collar (Locks Jet's Threads into Vinyl)	100	.17 lbs.	or 1000	1.62 lbs.
MEBEXTAB	Black Vinyl Tab Collar (Keeps Jets from turning on Stake assembly)	100	.13 lbs.	or 1000	1.30 lbs.
MOB	Orange Vinyl Collar (Locks Jet's Threads into Vinyl)	100	.17 lbs.	or 1000	1.62 lbs.
MOBEXTAB	Orange Vinyl Tab Collar (Keeps Jets from turning on Stake assembly)	100	.13 lbs.	or 1000	1.30 lbs.
MJBBSC9	Clip Stake Stem (Use in a Clip Stake Assembly when you don't use a collar)	100	.4 lbs.	or 500	2 lbs.

To Order Call: 1-800-881-6294 or Email: sales@maxijet.com



MAXIJET VINYL TUBING

Part No	Description	Bundle Qty	Wt	
.295" Standard Vinyl Tubing (.145" ID x .295" OD)				
Black	MVB18	18" Cut Black Standard Vinyl Bundle	200	10 lbs
	MVB24	24" Cut Black Standard Vinyl Bundle	200	14 lbs
	MVB30	30" Cut Black Standard Vinyl Bundle	200	17 lbs
	MVB36	36" Cut Black Standard Vinyl Bundle	100	9 lbs
	MVB48	48" Cut Black Standard Vinyl Bundle	100	13 lbs
	MVB100B	100' Box — Black Standard Vinyl		4 lbs
	MVB500	500' Reel — Black Standard Vinyl		17 lbs
	MVB500B	500' Box — Black Standard Vinyl		17 lbs
	MVB500BKT	500' Bucket — Black Standard Vinyl		19 lbs
	Blue	MVU18	18" Cut Blue Standard Vinyl Bundle	200
MVU24		24" Cut Blue Standard Vinyl Bundle	200	14 lbs
MVU30		30" Cut Blue Standard Vinyl Bundle	200	17 lbs
MVU36		36" Cut Blue Standard Vinyl Bundle	100	9 lbs
MVU48		48" Cut Blue Standard Vinyl Bundle	100	13 lbs
MVU100B		100' Box — Blue Standard Vinyl		4 lbs
MVU500		500' Reel — Blue Standard Vinyl		17 lbs
MVU500B		500' Box — Blue Standard Vinyl		17 lbs
MVU500BKT		500' Bucket — Blue Standard Vinyl		19 lbs
Green		MVL100B	100' Box — Green Standard Vinyl	
	MVL500	500' Reel — Green Standard Vinyl		17 lbs
	MVL500B	500' Box — Green Standard Vinyl		17 lbs
	MVL500BKT	500' Bucket — Green Standard Vinyl		19 lbs
Tan	MVT100B	100' Box — Tan Standard Vinyl		4 lbs
	MVT500	500' Reel — Tan Standard Vinyl		17 lbs
	MVT500B	500' Box — Tan Standard Vinyl		17 lbs
	MVT500BKT	500' Bucket — Tan Standard Vinyl		19 lbs
White	MVW100B	100' Box — White Standard Vinyl		4 lbs
	MVW500	500' Reel — White Standard Vinyl		17 lbs
	MVW500B	500' Box — White Standard Vinyl		17 lbs
MVW500BKT	500' Bucket — White Standard Vinyl		19 lbs	

.145" I.D. x .295" O.D. Standard Vinyl

.140" I.D. x .240" O.D. Small Vinyl

Our Vinyl Tubing is the most flexible & durable in the irrigation industry.

**Maxijet Standard Vinyl
.145" ID x .295" OD**

Available Colors:
Black, Blue, Green,
Tan, White



200 Piece bundles of
24" and 30" Vinyl



100 Piece bundles of
36", 48", and 60" Vinyl



100 Ft. Box



500 Ft. Reel



500 Ft. Bucket

**.145" ID x .295" OD
Standard Vinyl Tubing to be used with our Clip Stakes, Barb Stakes, Elbow Stakes, Nursery Rod Stakes, Dual Stakes, Cross Stakes or Drippers.**



.240" OD Small Vinyl Tubing (.140" ID x .240" OD) Small Vinyl Tubing to be used with our Threaded Pot Stakes, Elbow Stakes, Nursery Rod Stakes, Dual Stakes, or Drippers.

MVB1000-140X240	1000' Reel — Black .240" OD Small Vinyl	21 lbs
MVU1000-140X240	1000' Reel — Blue .240" OD Small Vinyl	21 lbs

PE Tubing (.187" OD x .125" ID) To be used with our Groove Pot Stake or 1/8" x 1/8" Barb.

MXB1000PE1/8"	1000' Reel .187" OD x .125" ID PE Tubing	7 lbs
MXB3000PE1/8"	3000' Reel .187" OD x .125" ID PE Tubing	21 lbs

**Maxijet Small Vinyl Tubing
.140" ID x .240 OD**

Available Colors:
Black, Blue

PE Tubing

.187" OD x .125" ID









Available Lengths:
1,000' & 3,000' Reels



VINYL TUBING ADAPTERS, SPECIALTY & LATEX 5/16" TUBING ADAPTERS & PE TUBING ADAPTERS

Vinyl Tubing and Extension Adapters

Use .180" & .195" Barbed Adapters with our .295" Standard Vinyl Tubing (.145" ID x .295" OD)
Use .180" Barbed Adapters with our .240" Small Vinyl Tubing (.140" ID x .240" OD)

	Part No.	Description	Bag Qty.	Bag Wt.	Bag Qty.	Bag Wt.
	MJBBXB9	.195" Barb x .195" Barb (Large Barb x Barb) The Large Barb x Barb can only be installed into 3/4" and above sizes of Poly Tubing. (Large Barb x Barb is used in stake assemblies.)	100	.27 lbs.	or 500	1.34 lbs.
	MJBBXB6	.180" Barb x .180" Barb (Small Barb x Barb) The Small Barb x Barb can be installed into 1/2" and above sizes of Poly Tubing.	100	.27 lbs.	or 500	1.30 lbs.
	MJBBXT9	.195" x 10-32 Quick Triple-Lead Threads (Large Barb x Thread) The Large Barb can only be installed into 3/4" and above sizes of Poly Tubing.	100	.12 lbs.	or 1000	1.20 lbs.
	MJBBXT6	.160" Barb x 10-32 NPT Threads (Extra Small Barb x Thread) The .160" Barb can be installed into 1/2" and above sizes of Poly Tubing.	100	.12 lbs.	or 1000	1.20 lbs.
	MJBBLB7	Elbow .180" Barb x .180" Barb The .180" Barb can be installed into 1/2" and above sizes of Poly Tubing.	100	.17 lbs.	or 1000	1.65 lbs.
	MJB BTB7	Tee .180" Barb x .180" Barb The .180" Barb can be installed into 1/2" and above sizes of Poly Tubing.	100	.24 lbs.	or 1000	2.37 lbs.
	MJBB CR8	4-Way Cross .180" Barbs The .180" Barb can be installed into 1/2" and above sizes of Poly Tubing.	100	.29 lbs.	or 1000	2.90 lbs.
	MJBTXT	10-32 x 10-32 Quick Triple-Lead Threads (Thread x Thread)	100	.17 lbs.	or 1000	1.70 lbs.

Specialty Adapters




Part No.	Description	Bag Qty.	Bag Wt.
MJBCONB9	Conical x Large Barb Adapter for Rondo Jet to Maxijet Tubing	100	.27 lbs.
MJBBXB96	.195" Barb X .180" Barb (Large Barb x Small Barb)	100	.20 lbs.


Latex 5/16" Tubing Adapters

Part No.	Description	Bag Qty.	Bag Wt.
MJBBXB9516	.195" x 5/16" Barb Adapter	100	.290 lbs.
MJBB516XS	5/16" Barb Adapter X Stem	100	.355 lbs.
MJBBXS9	Large Barb .195 x Stem Adapter	100	.249 lbs.
NEW MJBB316XS	3/16" Barb Adapter X Stem	100	.2339 lbs.
MJ.5COMP	1/2" Compression Collar	100	.370 lbs.
MLBLRG516	Extra Large Goof Plug 5/16"	100	.260 lbs.

PE Tubing Adapters for .187" OD x .125" ID PE Tubing



Part No.	Description	Bag Qty.	Bag Wt.
MJ18X18	1/8" X 1/8" (.125" x .125") Coupler for .125" ID PE Tubing	100	.15 lbs.
MJ18X14	1/8" X 1/4" (.125" x .180") Converter Coupler for .125" ID PE to .140" ID Vinyl	100	.15 lbs.



NEW FLOW RESTRICTOR, ON/OFF VALVES, JET CLEANING TOOLS & REPAIR KIT



MJBBXB6-B

NEW Flow Restrictor Barbed Adapter

Part No.	Description	Bag Qty.	Bag Wt.
MJBBXB6-B	Blue Flow Restrictor .180" Barb x .180" Barb Use at end of Maxijet Vinyl Maximum Length of 36"	100/500	.27 lbs./ 1.30 lbs.

Maxijet On-Off 1/4" Valves "Adjust Water Flow"

Part No.	Description	Bag Qty.	Bag Wt.
MJBSBV	.180" Barb x Stem (barb x stem)	100	.54 lbs.
MJBBMV9	.180" Barb x .180" Barb (barb x barb)	100	.54 lbs.
MJBTMV	10-32 Thread x 10-32 Thread (thread x thread)	100	.54 lbs.
MJBBTV9	.180" Barb x 10-32 Thread (barb x thread)	100	.54 lbs.
MJBSTV	10-32 Thread x Stem (thread x stem)	100	.54 lbs.
MABADJ	Vari Flow Snap On Cap or Deflector 10-32 Thread	100	.54 lbs.
MAG362XADJ	360° X 2 Large Circle Vari Flow Spinner	100	.54 lbs.



Positive Stop
ON Position



Positive Stop
OFF Position



MJBBMV9



MJBBTV9



MJBTMV



MJBSTV



MJBSBV



MABADJ



MAG362XADJ
0 to 17 GPH

Jet Cleaning Tools



<<<

Part No.	Description	Bag Qty.	Weight
AKY3CLTK	Cleaning Tool for Jet Orifices - Black orifice and larger	100	.35 lbs
XJ-AKY3CLTK	Cleaning Tool for Jet Orifices - Black orifice and larger	50	.25 lbs



>>>

Maxijet Repair Kit



Maxijet Repair Kit

Part No.	Description	Qty.	Wt.
MJREPAIRKIT	Repair Kit includes 27 highly used Micro Sprays and Accessories totaling 227 pieces	1 Box with 227 Pieces	.58 lbs
MJTACKLEBOX	Tackle Box - Empty with NO Parts Included 24 Adjustable Compartments	1 Empty Tackle Box	.58 lbs

PUNCH TOOLS & GOOF PLUGS/BARB CAPS

Large and Small Punch Tool



Part No.	Description	Bag Qty.	Bag Wt.
MJTOOLGAA	Large Metal Tip All-In-One Tool w/ Large Tip features a hole punch (for .195" Barbs), Tip Protection Cap, support for 1/4" Fittings and Goof Plug installation and a Removable Cleaning Tool.	20	1.90 lbs.



AKULGAA	Large Metal Tip AG Punch Tool (For .195" Barbs)	20	1.91 lbs.
----------------	--	----	-----------



MJTOOLPRO	Small Metal Tip All-In-One Tool w/ Small Tip features a hole punch (for .125"/.160"/.180"/.195" Barbs), Tip Protection Cap, support for 1/4" Fittings and Goof Plug installation and a Removable Cleaning Tool.	20	1.90 lbs.
------------------	--	----	-----------



AKOSMAPROS	Small Metal Tip Pro Punch Tool (For .125"/.160"/.180"/.195 Barbs) Includes Hex Wrench on one end to use with Maxijet Jets	20	1.85 lbs.
-------------------	--	----	-----------



MJTOOL	1/2" Poly Small Plastic All-In-One Tool w/ plastic tip features a hole punch (for .125"/.160"/.180" Barbs), hole punch guides (for 1/2" Poly only), support for 1/4" Fitting installation, support for Goof Plug installation and a Removable Cleaning Tool.	20	1.86 lbs.
---------------	---	----	-----------



MKOSPT	1/2" Poly Small Plastic Tip Punch Tool Retail home owner punch tool (For .125"/.160"/.180" Barbs)	20	.46 lbs.
---------------	---	----	----------



MKUDEF	Deflector Tool (For snapping Deflectors on and off Bases)	20	1.19 lbs.
---------------	--	----	-----------




MKZLRGT	Large Replacement Punch Tip (For .195" Barbs)	200	2.05 lbs.
----------------	---	-----	-----------




MKZSMLT	Small Replacement Punch Tip (For .125"/.160"/.180" Barbs)	200	1.75 lbs.
----------------	--	-----	-----------

Goof Plugs / Barb Cap

Part No.	Description	Bag Qty.	Bag Wt.
MLBLRG	.200" Hex Top Large Goof Plug. Use with .180" and .195" Barbs. Plug holes in Poly Tubing where .180" or .195" Barbs were installed or where a hole was punched by mistake. 10 plugs per Runner / 50 Runners per bag	500	.92 lbs.
MLBLRGWG	.200" Winged Large Goof Plug. Used to plug .190" and .195" holes. New flat top design for easier installation. 10 plugs per Runner / 50 Runners per bag	500	1.04 lbs.
MLBSML	.185" Small Goof Plug. Use with .125" up to .180" Barbs. Plug holes in Poly Tubing where .125" or .180" Barbs were installed or where a hole was punched by mistake. 4 plugs per Runner / 125 Runners per bag	500	1.20 lbs.
MLBLRSM	.155" x .226" Double-Sided Goof Plug. Use with .125" up to .195" Barbs. Plug holes in Poly tubing where .160" to .195" Barbs were installed or where a hole was punched by mistake. 20 plugs per Runner / 5 Runners per bag	100	.25 lbs.
MABBGP	10-32 NFT Threaded Goof Plugs. Thread into and stop water flow in Shrub Adapter, Clip Stake, Barb Stake Assembly, Extension, or PVC.	100	.09 lbs.
MJBARBCAP	Use Barb Cap on .180 Barbs to shut off water flow.	100	.10 lbs.





FLUSH VALVES & REPLACEMENTS AND TREE BUDDING TIES & CLIPS

3/4" Pipe Thread
Body is **Orange**.
3/4" FPT



3/4" Hose Thread
Body is **Red**.
3/4" FHT



Flush Valves with 3/4" Pipe Thread or 3/4" Hose Thread

Part No.	Description	Bag Qty.	Bag Wt.	Box Qty.	Box Wt.
AFO2PSU	3/4" Pipe Thread (FPT) Auto Flush 2 PSI Drain Valve, Blue Washer and Plunger	100	2.81 lbs.	500	14.05 lbs.
AFO5PSL	3/4" Pipe Thread (FPT) Auto Flush 5 PSI Drain Valve, Black Washer and Plunger	100	2.81 lbs.	500	14.05 lbs.
AFR2HSU	3/4" Hose Thread (FHT) Auto Flush 2 PSI Drain Valve, Blue Washer and Plunger	100	2.81 lbs.	500	14.05 lbs.
AFR5HSL	3/4" Hose Thread (FHT) Auto Flush 5 PSI Drain Valve, Black Washer and Plunger	100	2.81 lbs.	500	14.05 lbs.

Replacement Washers and Plungers

Part No.	Description	Bag Qty.	Bag Wt.
MFRRSPR2	2 lb. Spring - Used with Blue O-Ring Washer and Plunger	100	.03 lbs.
MFSSPR5	5 lb. Spring - Used with Black O-Ring Washer and Plunger	100	.03 lbs.
MFUPLG2	Blue Plunger	100	.2 lbs.
MFBPLG5	Black Plunger	100	.2 lbs.
MFUWSH2	Blue O-Ring Washer	100	.3 lbs.
MFBWSH5	Black O-Ring Washer	100	.3 lbs.

Black Plunger
and O-Ring
Washer 5 PSI

Blue Plunger
and O-Ring
Washer 2 PSI



New O-Ring Washer™
Patent Pending

Tree Budding Ties & Clips

Part No.	Description	Box Qty.	Box Wt.
MPTGR	Green Tree Ties	10,000	13 lbs.
MPOBCLP	Orange Budding Clip	10,000	16.5 lbs.
MPBBCLP	Black Budding Clip	10,000	16.5 lbs.

Tree Ties  **Green**

Budding Clips


 **Orange**

 **Black**

NURSERY CLIPS & ROD STAKES, NEW NURSERY POT CLIP



Available in
6", 12" &
18" Rods



Nursery Clip
.240" OD or .295" OD
Vinyl

Nursery Clips and Rod Stakes

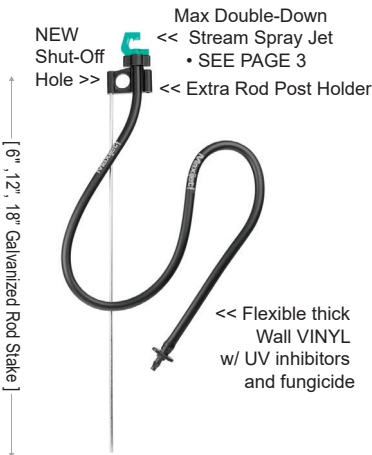

Part No.	Color	Description	Bag/Bundle Qty.	Bag Wt.
MYO	Orange	Nursery Clip	1000 (Bag)	4.82 lbs.
MYB	Black	Nursery Clip	1000 (Bag)	4.82 lbs.
MROD06		6" Rod Stake	100 (Bundle)	1.61 lbs.
MROD12		12" Rod Stake	100 (Bundle)	3.30 lbs.
MROD18		18" Rod Stake	100 (Bundle)	4.45 lbs.



Max-Double Down Stream Jet



Vinyl Shut Off Hole



Nursery Clips and 12" Rod Stake Assemblies

Part No.	Description
RGB240BU36R1	Orange Clip/12" Rod/24" Blue Vinyl/.195" Barb/Collar/Blue Max-Double Down Stream
RGB300BU36R1	Orange Clip/12" Rod/30" Blue Vinyl/.195" Barb/Collar/Blue Max-Double Down Stream
RGB360BU36R1	Orange Clip/12" Rod/36" Blue Vinyl/.195" Barb/Collar/Blue Max-Double Down Stream
RGB480BU36R1	Orange Clip/12" Rod/48" Blue Vinyl/.195" Barb/Collar/Blue Max-Double Down Stream

NEW

This Nursery Clip with our downward spray patterns will give each POT a consistent spray pattern and flow.



Shut-Off Hole to crimp Vinyl & shut off the water flow.



Nursery Pot Clips PATENT #D1,100,135

Part No.	Color	Description	Bag/Bundle Qty.	Bag Wt.
MPCB	Black	Nursery Pot Clip	100/500	1.92lbs/10.56lbs
MPCO	Orange	Nursery Pot Clip	100/500	1.92lbs/10.56lbs



Nursery Pot Clip with 36" Vinyl Assemblies

Part No.	Description
AOCB36OBOSP01	Orange Pot Clip/36" Blue .295" OD Vinyl/195" Barb & Orange Max-Side Pot 107° Fan Spray
AOCB36OBOSPL1	Orange Pot Clip/36" Blue .295" OD Vinyl/195" Barb & Orange Max-Side Pot 107° w/ 6 x Stream Spray
ABCK36OBOSP01	Black Pot Clip/36" Black .295" OD Vinyl/195" Barb & Orange Max-Side Pot 107° Fan Spray
ABCK36OBOSPL1	Black Pot Clip/36" Black .295" OD Vinyl/195" Barb & Orange Max-Side Pot 107° w/ 6 x Stream Spray

To Order Call: 1-800-881-6294 or Email: sales@maxijet.com


NURSERY POT STAKES®, POT STAKE VINYL TUBING, PE TUBING & PE TUBING ADAPTERS
(patent # 7,004,403)



Nursery Threaded Pot Spray Stakes 180° Downward Spray

Part No.	Color	Orifice	GPH @ 20PSI	Bag Qty.	Bag Wt.
MSBNPST	Black	.03"	6.4	100	2.10 lbs.
MSUNPST	Blue	.04"	10.5		
MSGNPST	Green	.05"	16.0		

PATENT #7,004,403

**** Must use our Vinyl Collar when using our standard vinyl tubing (.145" ID x .295" OD)**
 Vinyl Collars are available in Orange or Black (Pg. 11)

**(.140" ID x .240" OD)
 .240" Small Vinyl Tubing for Nursery Threaded Pot Stake**

Part No.	Description	Qty.	Weight
MVB36-140X240	Black Pot Stake Tubing - 36" Cut Length	100	6 lbs.
MVU36-140x240	Blue Pot Stake Tubing - 36" Cut Length	100	6 lbs.
MVB1000-140X240	Black Pot Stake Tubing - 1000' Reel	1	21 lbs.
MVU1000-140X240	Blue Pot Stake Tubing - 1000' Reel	1	21 lbs.



Nursery Groove Pot Spray Stakes 160° to 180° Downward Spray

Part No.	Color	GPH @ 20PSI	Degrees	Bag Qty.	Bag Wt.
MSONGST	Rust	4.2	180°	100	2.10 lbs.
MSLNGST	Lime Green	6.6	180°		
MSGNGST	Green	11.4	160°		
MSBNGST	Black	15.0	160°		

PATENT #7,004,403

Nursery Groove Pot Spray Stakes 90° Downward Spray

Part No.	Color	GPH @ 20PSI	Degrees	Bag Qty.	Bag Wt.
MSWNGST	Brown	6.6	90°	100	2.10 lbs.

PE Tubing for Groove Pot Spray Stakes (.187" OD x .125" ID)

Part No.	Description	Length	Weight
MXB1000PE1/8"	.187" OD x .125" ID x 1000' PE Tubing	1000'	7 lbs.
MXB3000PE1/8"	.187" OD x .125" ID x 3000' PE Tubing	3000'	21 lbs.

PE Tubing Adapters

1/8" X 1/8" Coupler for PE Tubing (.125" x .125")

Part No.	Description	Bag Qty.	Bag Wt.
MJ18X18	1/8" X 1/8" (.125" x .125") Coupler for .125" ID PE Tubing	100	.15 lbs.
MJ18X14	1/8" X 1/4" (.125" x .180") Converter Coupler for .125" ID PE to .140" ID Vinyl	100	.15 lbs.

**** These PE Tubing Adapters can also be found on Page 13.**

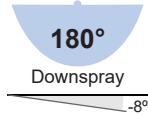
NURSERY STAKES

Adjustable Pot Spray Stake



Adjustable Pot Spray Stake (patent # 7,004,403)

Part No.	Description	Bag Qty.	Bag Wt.
MSBNPSTV	Adjustable Pot Spray Stake with On/Off Valve / Adjusts from 0 - 8 GPH 5.7 GPH @ 15 PSI 6.6 GPH @ 20 PSI 7.7 GPH @ 25 PSI 8.2 GPH @ 30 PSI	100	2.6 lbs.



180°
Downspray
-8°

180° Downward Spray Pattern
2' Radius



Pot Stake Extender >>>



Pot Stake Extender

Part No.	Description	Box Qty.	Box Wt.
MSBNPE	6" Pot Stake Extender To add height to any Pot Spray Stake	1000	17 lbs.

7.5" Nursery Elbow Stakes PATENT PENDING

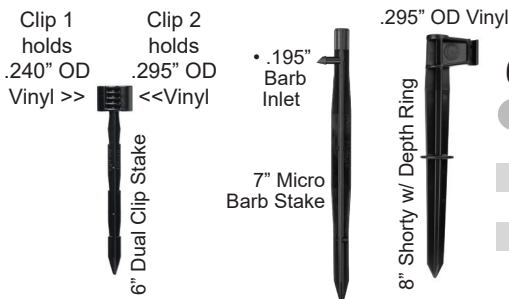
Part No.	Color	Description	Bag Qty.	Bag Wt.
MSBELB	Black	7.5" Elbow Stake	25	.80 lbs.
MSOELB	Orange	7.5" Elbow Stake	25	.80 lbs.
AYK24OBB36D	Black 7.5" Elbow Stake Assembly 24" Black Vinyl/.195" Barb/Collar/Blue Max-Cone Down Fan Jet			
AQB24OBU36D	Orange 7.5" Elbow Stake Assembly 24" Blue Vinyl/.195" Barb/Collar/Blue Max-Cone Down Jet			



.295" OD Clip >>
.240" OD Clip >>



Use either our .295" OD Standard Vinyl or our .240" OD Small Vinyl with these Elbow Stakes



6" Dual, 7" Micro Barb and 8" Shorty Clip Stakes


Part No.	Description	Box Qty.	Box Wt.
MSBCLP-D	Black 6" Dual Clip Stake	1,000	14 lbs.
MSOCLP-D	Orange 6" Dual Clip Stake	1,000	14 lbs.
MSBBRBMICRO	Black 7" Micro Barb Stake with side 0195" Barb Inlet	1,000	15.7 lbs.
MSBCLP-S	Black 8" Shorty Clip Stake w/ Depth Stopping Ring	500	23 lbs.
MSOCLP-S	Orange 8" Shorty Clip Stake w/ Depth Stopping Ring	500	23 lbs.

2" Cross Barb Stake PATENT PENDING

Part No.	Description	Box Qty.	Box Wt.
MSBCROSS	2" Cross Barb Stake for Nurseries Using 4"-5" Square Pots	1,000	11.20 lbs.



2" Cross Barb Stake (Patent Pending)



DRIPPERS & ADJUSTABLE DRIPPER STAKE

Drippers, Non PC & PC Drippers & Adjustable Drippers 0-10 GPH



NEW



MBDADR B

MBDADR T

Part No.	Description	Bag Qty.	Bag Wt.
----------	-------------	----------	---------

NON PC DRIPPERS (Made in Australia)

MBD5DR	1/2 GPH Dripper (2LPH) w/ .180" Barb Inlet	100	.25 lbs.
MBD1DR	1 GPH Dripper (4LPH) w/ .180" Barb Inlet	100	.25 lbs.
MBD2DR	2 GPH Dripper (8LPH) w/ .180" Barb Inlet	100	.25 lbs.

PC DRIPPERS (PRESSURE COMPENSATING) (Made in Australia)

MBD5PC	1/2 GPH Pressure Compensating Dripper w/ .180" Barb Inlet	100	.25 lbs.
MBD1PC	1 GPH Pressure Compensating Dripper w/ .180" Barb Inlet	100	.25 lbs.
MBD2PC	2 GPH Pressure Compensating Dripper w/ .180" Barb Inlet	100	.25 lbs.

NEW ADJUSTABLE DRIPPERS by Maxijet PATENT #7,004,403

MBDADR B	Adjustable Dripper - Shrubler w/ .180" Barbed Inlet	100	.35 lbs.
MBDADR T	Adjustable Dripper - Shrubler w/ 10-32 Threaded Inlet	100	.40 lbs.

NEW ADJUSTABLE DRIPPER STAKES by Maxijet

MBDAST	7" Adjustable Dripper - Shrubler Stake w/ .180" Barb Inlet	100	1.25 lbs.
--------	--	-----	-----------



NEW Adjustable Dripper Stake from Maxijet

The Adjustable Dripper Stake features an adjustable top. By turning the top, this Dripper Stake can easily be adjusted from 0 GPH up to a 10 GPH 8-stream pattern.

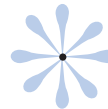
NEW



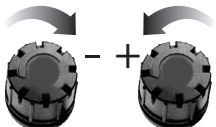
MBDAST
 << Attach Vinyl to Built-In .180" Barb

[7" Stake Height]


From a Drip up to a small 2 ft diameter full circle 8-stream spray pattern



NEW Hard-Stop Removable Top Cap from Maxijet stops when fully open to prevent it from blowing off



To adjust the spray, turn the dial on the stake/dripper clockwise or counter-clockwise. You can adjust the flow from 0 GPH to 10 GPH.



MICROSPRAY KIT AND TIMERS



Contents of Kit:

- 100 ft of 1/2" Poly Tubing
- 10ft of 1/4" Black Vinyl
- 12 x 13" Barb Stake Assemblies with Green 180 Winged Jets
- 2 x 8" Extensions w/ Threaded Adpt
- 2 x Adjustable Dripper Stakes
- 3 x 90 Blue Winged Jets
- 3 x Spinner 360 x 8 Small Pattern
- 3 x Spinner 360 x 2 Large Pattern
- 5 x .195" Barb x .195" Barb Adapters
- 1 x Elbow 180" Barbs
- 1 x Tee 180" Barbs
- 10 Large Goof Plugs
- 1 x All-in-One Punch Tool
- 6 x 1/2" x 6" Poly Support Stakes
- 1 x 50PSI HT Pressure Regulator
- 1 x 3/4" FHT x 1/2" Poly Hose Fitting
- 2 x 1/2" Poly Tee Fitting
- 2 x 1/2" Poly Coupling
- 2 x 1/2" Poly End Crimper
- 2 x 1/2" Poly End Fitting w/ Cap

NEW Microspray All-in-One Kit

Part No.	Description	Qty.	Wt.
MJKIT-MICROSPRAY100	Microspray 100 Ft Black Barb Stake Kit	1	8.21 lbs.

Irrigation Timer (Made in Taiwan)

Part No.	Description	Qty.	Wt.
MJMLWT-1ZONE	1 Zone Digital Water Timer	1	.897 lbs.
MJMLWT-TWOZONE	2 Zone Digital Water Timer	1	1.05 lbs.

- Requires two (2) AA batteries (not included)
- For outside use only


WARNING: This product can expose you to chemicals including styrene, which is known to the State of California to cause cancer. For more information go to www.P65Warnings.ca.gov.

MJMLWT-1ZONE



MJMLWT-TWOZONE





POLY TUBING, POLY FITTINGS AND HOSE FITTINGS


1/2" Poly Tubing .600" ID x .700" OD

Part No.	Description	Qty.	Weight
MXB50	50' Coil 1/2" Poly Tubing	1	1.5 lbs.



1/2" Poly Locking Collar Fittings™ (for .600" ID x .700" OD Poly)

Part No.	Description	Bag Qty.	Bag Wt.
MJBTF	1/2" Poly TEE w/ Locking Collar Fitting	50	2.90 lbs.
MJBCF	1/2" Poly COUPLING w/ Locking Collar Fitting	50	1.70 lbs.
MJENDCAP	1/2" Poly Locking Collar x 3/4" MHT Fitting with End Cap	50	2.60 lbs.




Easy to Install: Push our 1/2" Poly Tubing (.600" ID x .700" OD) over and past the built-in O-Ring, then hand tighten the re-usable Locking Collar Fitting over our 1/2" Poly Tubing in 1-2 counterclock-wise turns.



Hose Fittings for Outdoor Faucets

Part No.	Description	Bag Qty.	Bag Wt.
MJBHF	3/4" FHT x 1/2" Poly Hose Locking Collar Fitting "Use to connect 1/2" Poly Tubing to an outdoor faucet or the end of a garden hose."	50	1.80 lbs.
MJBFF	3/4" FHT x .195" Barbed Outlet Faucet Adapter "Use to connect our Vinyl Tubing to an outdoor faucet or the end of a garden hose"	50	1.10 lbs.




Winterizing Plug

Part No.	Description	Bag Qty.	Bag Wt.
MLA-WHTPLUG	3/4-in Hose Threads	1	.023 lbs.



Winterizing Plug with 3/4-in Hose Thread for sealing your system from insects and debris during the winter. Clips over 1/2-in Poly Tubing when Not in Use.





RETROFIT FITTINGS FOR PVC

1/2" Retrofit Fittings to attach 1/2" Poly Tubing (.600" ID x .700" OD) to 1/2" & 3/4" Fittings

Part No.	Description	Bag Qty.	Bag Wt.
MJP2P	1/2" MPT to 1/2" Poly Locking Collar Fitting	50	1.60 lbs.
MJP2PTTEE	1/2" MPT to 1/2" Poly Locking Collar TEE Fitting	50	2.80 lbs.
MJP2PCOUP	1/2" FPT X 1/2" FPT COUPLING	50	1.54 lbs.
MJP2PELB	1/2" MPT to 1/2" Poly Locking Collar ELBOW Fitting	50	1.90 lbs.
MJP2HTE	1/2" MPT to 3/4" MHT ELBOW Fitting	50	1.80 lbs.
MJP2HTTEE	3/4" MHT to 1/2" Poly Locking Collar TEE Fitting	50	2.80 lbs.
MJP2HTELB	3/4" MHT to 1/2" Poly Locking Collar ELBOW Fitting	50	2 lbs.


Poly to 3/4" MHT



1/2" Poly to 1/2" Pipe Threads



MJP2P - Use this adapter as a way to attach 1/2" Poly Tubing to PVC.



MJP2PELB - Retrofit to 1/2" Poly Tubing, use this adapter when you only need to go in one direction with your tubing.




MJP2PTTEE - Retrofit to 1/2" Poly Tubing with ease, just screw this adapter onto the 1/2" PVC Riser and connect the Poly Tubing.




Toilet Supply Line Plug *Patent Pending*

Part No.	Description	Bag Qty.	Bag Wt.
MLA-TSLPLUG	7/8-in Male Ballcock Threads	1	.028 lbs
TSLPLUG	7/8-in Male Ballcock Threads	100	2.42 lbs
MLA-TSLPLUG-TR	Toilet Supply Line Plug with Tubing Ring	1	.039 lbs
TSLPLUG-TR	Toilet Supply Line Plug with Tubing Ring	100	3.50 lbs

Use this **PLUG** to temporarily seal the water line connected to the bottom of the toilet tank while the wall valve is shut off. This **PLUG** will help prevent leaking so you can repair or replace the toilet fill valve more easily.





RETROFIT PRODUCTS - SHRUB ADAPTERS, SPRINKLER CONVERTERS & PVC SADDLES

RETROFIT SPRINKLER ADAPTERS / CONVERTER

1/2" Female Pipe Thread Adapters

Part No.	Description	Bag Qty.	Bag Wt.
MBBT	1/2" FPT Shrub Adapter w/ 10/32 Self Tapped Hole for Jets	50	.82 lbs.
BHCF	1/2" FPT Shrub Adapter w/ White Filter Screen	50	1.02 lbs.
BHCUF	1/2" FPT Shrub Adapter w/ Blue P.C. Filter Screen	50	1.06 lbs.
BHCGF	1/2" FPT Shrub Adapter w/ Green P.C. Filter Screen	50	1.06 lbs.
BHCRF	1/2" FPT Shrub Adapter w/ Red P.C. Filter Screen	50	1.06 lbs.
BHCEF	1/2" FPT Shrub Adapter w/ .180" Barb Outlet and Filter Screen	50	1.10 lbs.
BHCTF	1/2" FPT Shrub Adapter w/ Two .180" Barb Outlets and Filter Screen	50	1.14 lbs.
BH4CEUFC	1/2" FPT Shrub Adapter w/ Four .180" Barb Outlets, Filter Screen & 4 Caps	50	1.21 lbs.
MJBSPR1	1/2" FPT x 1/2" MPT Adapter w/ .180" Barb Elbow Side Outlet	50	1.30 lbs



Filter Screen

Part No.	Description	Bag Qty.	Bag Wt.	Bag Qty.	Bag Wt.
MRB	White Filter Screen for Shrub Adapter, Toro® and Rainbird® Style Maxijet Pop-Up Adapters (Screen hole size less than .02")	100	.20 lbs.	1000	2 lbs.

Shut Off Caps



Part No.	Description	Bag Qty.	Bag Wt.
MJBFPFCAP	1/2" FPT Female Pipe Threaded End Cap		.70 lbs.
MJBARBCAP	Barb Cap to push onto .180" Barbs to shut off flow	50	.10 lbs.




3/4" & 1/2" Saddles Available in either .180" or .195" Barbs


Retrofit Saddles for PVC Patent Pending

Part No.	Description	Bag Qty.	Bag Wt.
MJB12B6	1/2" PVC Saddle w/ .180" Barbed Outlet	100	.80 lbs.
MJB12B9	1/2" PVC Saddle w/ .195" Barbed Outlet	100	.80 lbs.
MJB34B9	3/4" PVC Saddle w/ .195" Barbed Outlet	100	1.10 lbs.

To Install: First drill a hole in the PVC pipe using a 3/16" drill bit, then push the saddle into and over the PVC pipe. **No Glue Required!**



RETROFIT PRODUCTS - TOP HAT SPRAY JETS®, TORO® and RAINBIRD® ADAPTERS



Rainbird® / Hunter® / Toro® Retrofit Top Hat Jets

Part No.	Description	Orifice Size	GPH	Radius @ 20 PSI	Bag Qty.	Bag Wt.
BLUE TOP HAT						
MAU040H	20° x 2 Center Strip	.04"	10	4 x 3 ft.	100	.5 lbs.
MAU090H	90° Pattern	.04"	10	4.5 ft.		
MAU180H	180° Pattern	.04"	10	4.0 ft.		
MAU340H	340° Pattern	.04"	10	3.0 ft.		
MAU360H8F	360° Pattern	.04"	10	4.0 ft.		
GREEN TOP HAT						
MAG040H	20° x 2 Center Strip	.05"	15	5 x 3 ft.	100	.5 lbs.
MAG090H	90° Pattern	.05"	15	5.5 ft.		
MAG180H	180° Pattern	.05"	15	5.0 ft.		
MAG340H	340° Pattern	.05"	15	4.0 ft.		
MAG360H8Z	360° Pattern	.05"	15	5.0 ft.		
RED TOP HAT						
MAR040H	20° x 2 Center Strip	.06"	24	6 x 3 ft.	100	.5 lbs.
MAR090H	90° Pattern	.06"	24	6.5 ft.		
MAR180H	180° Pattern	.06"	24	5.5 ft.		
MAR340H	340° Pattern	.06"	24	4.5 ft.		
MAR360H8A	360° Pattern	.06"	24	5.5 ft.		

RAINBIRD® / Hunter® Retrofit Pop-Up Adapters w/ Female Threads

These Pop-Up Adapters convert high-volume Pop-Up Sprinklers to low-volume. They work with the following brands: Rainbird®, Hunter®, Irritrol®, Buckner®, Nelson®, and Champion®. (Patent # 5,265,803)

Part No.	Description	Bag Qty.	Bag Wt.
MDBRNB	Adapter Only	100	.5 lbs.
BRCF	Adapter with White Filter Screen	100	.7 lbs.
BRCUF	Adapter with 10 GPH P.C. Blue Filter Screen	100	.8 lbs.
BRCGF	Adapter with 15 GPH P.C. Green Filter Screen	100	.8 lbs.
BRCRF	Adapter with 24 GPH P.C. Red Filter Screen	100	.8 lbs.



TORO® / K RAIN® Retrofit Pop-Up Adapters w/ Male Threads


These Pop-Up Adapters convert high-volume Pop-Up Sprinklers to low-volume. They work with the following brands: Toro®, K-Rain®, and HIT® (Patent # 5,265,803)

Part No.	Description	Bag Qty.	Bag Wt.
MDBTRO	Adapter Only	100	.4 lbs.
BTCF	Adapter with White Filter Screen	100	.6 lbs.
BTCUF	Adapter with 10 GPH P.C. Blue Filter Screen	100	.8 lbs.
BTCGF	Adapter with 15 GPH P.C. Green Filter Screen	100	.8 lbs.
BTCRF	Adapter with 24 GPH P.C. Red Filter Screen	100	.8 lbs.

Filter Screen

Part No.	Description	Bag Qty.	Bag Wt.	Bag Qty.	Bag Wt.
MRB	White Filter Screen for Shrub Adapter, Toro® and Rainbird® Style Maxijet Pop-Up Adapters® (Screen hole size less than .02")	100	.20 lbs.	1000	2 lbs.






MAX SERIES ONE PIECE JETS SPECIFICATIONS



		Max-14 Fill-In 360° x 14	Max-12 HDR Down Fill-In 360° x 12	Max-12 Fill-In 300° 300° x 12	Max-10 Fill-In 240° 240°	Max-14 Stream 360° x 14	Max-14 Channel Stream 360° x 14	Max-One Fan 320°	Max-Cone Down Fan 320°	Max-Cone Down Stream 320°	Max Dbl-Down Stream	Max-360 Blueberry 360°	Max-180 Blueberry 180°	Max Center Strip 20° x 2	
Angle of Trajectory		+ 15°	- 8°	+ 15°	+ 15°	+ 18°	+ 18°	0°	- 35°	- 45°	- 24°- 45°	- 13°	- 13°	+ 12°	
ORIFICE SIZE															
	PSI GPH	DIA. FT.	DIA. FT.	DIA. FT.	R. FT.	DIA. FT.	DIA. FT.	DIA. FT.	DIA. FT.	DIA. FT.	DIA. FT.	DIA. FT.	R. FT.	DIA. FT.	
Black .03"	15	4.9	7.5	5.0	7.5	4.0	9.5	9.0	5.0	2.0	2.0	3' / 4'	3.5	1.5	1.0 x 8.0
	20	5.6	8.5	5.5	9.0	4.5	10.5	10.0	5.5	2.0	2.0	3' / 4'	4.0	1.5	1.0 x 11.0
	25	6.3	9.0	6.0	9.5	5.0	12.0	11.0	6.0	2.5	2.5	3' / 4'	4.0	1.5	1.0 x 12.5
	30	6.9	9.5	6.5	10.0	5.5	12.5	11.6	6.5	2.5	2.5	3' / 4'	4.5	2.0	1.5 x 13.5
Orange .033"	15	6.7	9.5	5.5	9.5	4.5	11.5	11.5	5.0	2.0	2.0	3' / 4'	4.5	2.0	1.0 x 9.5
	20	7.7	10.5	6.5	10.0	5.0	12.5	12.0	5.5	2.0	2.0	3' / 4'	4.5	2.0	1.5 x 12.0
	25	8.6	11.5	7.0	10.5	5.5	13.5	12.5	6.0	2.5	2.5	3' / 4'	5.0	2.5	1.5 x 13.5
	30	9.4	12.5	7.5	11.0	5.5	15.0	13.0	6.5	2.5	2.5	3' / 4'	5.5	2.5	1.5 x 14.5
Blue .04"	15	8.9	9.5	6.0	10.5	5.5	14.5	14.0	5.5	2.0	2.0	3' / 4'	4.5	3.0	1.0 x 11.0
	20	10.5	11.0	6.5	11.5	6.0	16.0	15.0	5.5	2.0	2.0	3' / 4'	5.0	3.5	1.5 x 13.0
	25	11.8	12.0	7.0	12.5	6.5	17.0	16.5	6.0	2.5	2.5	3' / 4'	5.0	3.5	1.5 x 14.5
	30	12.8	13.5	7.5	13.0	7.0	18.0	17.5	6.5	2.5	2.5	3' / 4'	5.5	3.5	1.5 x 14.5
Violet .044"	15	11.5	12.5	6.5	11.5	5.5	17.0	16.5	5.5	2.0	2.0	3' / 4'	5.0	3.0	
	20	13.5	13.5	7.0	13.5	6.0	18.0	18.0	6.0	2.0	2.5	3' / 4'	5.5	3.5	
	25	15.0	13.5	7.5	16.5	6.5	19.0	18.5	6.5	2.5	2.5	3' / 4'	5.5	3.5	
	30	16.5	14.5	7.5	17.0	7.0	19.5	19.0	6.5	2.5	3.0	3' / 4'	6.0	3.5	
Green .05"	15	14.0	13.0		13.5	6.0	17.0	17.0	5.5	2.0	2.5	3' / 4'	5.5	3.0	
	20	16.0	14.0		15.5	6.5	19.0	18.5	6.0	2.0	2.5	3' / 4'	5.5	3.0	
	25	18.0	15.0		16.5	7.0	20.0	19.0	6.5	2.5	2.5	3' / 4'	6.0	3.0	
	30	19.9	16.5		17.0	7.5	21.0	19.5	7.0	2.5	3.0	3' / 4'	6.0	3.0	
Yellow .055"	15	17.1	13.5		14.5		19.0	19.5	5.5	2.0	2.5	3' / 4'			
	20	19.8	14.0		15.5		21.0	21.0	6.0	2.0	2.5	3' / 4'			
	25	22.2	15.0		16.5		22.5	22.0	7.0	2.5	2.5	3' / 4'			
	30	24.4	16.5		17.0		24.0	23.0	7.5	2.5	3.0	3' / 4'			
Red .06"	15	20.2	15.0		16.0		20.5	21.5	6.0	2.0	2.5	3' / 4'			
	20	23.5	17.0		18.0		21.5	22.0	6.5	2.5	2.5	3' / 4'			
	25	26.5	18.0		21.0		24.5	22.0	7.0	2.5	3.0	3' / 4'			
	30	29.1	21.0		22.0		28.5	22.5	7.5	2.5	3.0	3' / 4'			
White .07"	15	32.1	21.0		18.0		23.5	23.5	7.5	2.5	2.5	3' / 4.5'			
	20	37.1	21.5		21.0		28.0	25.0	8.0	2.5	3.0	3' / 4.5'			
	25	41.8	22.0		22.0		30.5	27.5	8.5	3.0	3.0	3' / 4.5'			
	30	46.1	24.5		23.0		32.0	28.5	9.0	3.0	3.5	3' / 5'			

Recommended working pressure 20-30 PSI.



BOQUILLAS DE UNA PIEZA ESPECIFICACIONES - METRIC



		Max-14 Fill-In 360° x 14	Max-12 HDR Down Fill-In 360° x 12	Max-12 Fill-In 300° 300° x 12	Max-10 Fill-In 240° 240°	Max-14 Stream 360° x 14	Max-14 Channel Stream 360° x 14	Max-One Fan 320°	Max-Cone Down Fan 320°	Max-Cone Down Stream 320°	Max Dbl-Down Stream	Max-360 Blueberry 360°	Max-180 Blueberry 180°	Max Center Strip 20° x 2	
Angle of Trajectory		+ 15°	- 8°	+ 15°	+ 15°	+ 18°	+ 18°	0°	- 35°	- 45°	- 24°/- 45°	- 13°	- 13°	+ 12°	
ORIFICE SIZE															
		ATM	LPH	DIA. M.	DIA. M.	DIA. M.	R. M.	DIA. M.	DIA. M.	DIA. M.	DIA. M.	DIA. M.	DIA. M.	R. M.	
Negro .76mm	1.02	18.55	2.29	1.52	2.29	1.22	2.90	2.74	1.52	0.61	0.61	0.91 / 1.22	1.07	0.46	0.30 / 2.44
	1.36	21.20	2.59	1.68	2.74	1.37	3.20	3.05	1.68	0.61	0.61	0.91 / 1.22	1.22	0.46	0.30 / 3.35
	1.70	23.85	2.74	1.83	2.90	1.52	3.66	3.35	1.83	0.76	0.76	0.91 / 1.22	1.22	0.46	0.30 / 3.81
	2.04	26.12	2.90	1.98	3.05	1.68	3.81	3.54	1.98	0.76	0.76	0.91 / 1.22	1.37	0.61	0.46 / 4.11
Naranja .84mm	1.02	25.36	2.90	1.68	2.90	1.37	3.51	3.51	1.52	0.61	0.61	0.91 / 1.22	1.37	0.61	0.30 / 2.90
	1.36	29.15	3.20	1.98	3.05	1.52	3.81	3.66	1.68	0.61	0.61	0.91 / 1.22	1.37	0.61	0.46 / 3.66
	1.70	32.55	3.51	2.13	3.20	1.68	4.11	3.81	1.83	0.76	0.76	0.91 / 1.22	1.52	0.76	0.46 / 4.11
	2.04	35.58	3.81	2.29	3.35	1.68	4.57	3.96	1.98	0.76	0.76	0.91 / 1.22	1.68	0.76	0.46 / 4.42
Azul 1.02mm	1.02	33.69	2.90	1.83	3.20	1.68	4.42	4.27	1.68	0.61	0.61	0.91 / 1.22	1.37	0.91	0.30 / 3.35
	1.36	39.75	3.35	1.98	3.51	1.83	4.88	4.57	1.68	0.61	0.61	0.91 / 1.22	1.52	1.07	0.46 / 3.96
	1.70	44.67	3.66	2.13	3.81	1.98	5.18	5.03	1.83	0.76	0.76	0.91 / 1.22	1.52	1.07	0.46 / 4.42
	2.04	48.45	4.11	2.29	3.96	2.13	5.49	5.33	1.98	0.76	0.76	0.91 / 1.22	1.68	1.07	0.46 / 4.42
Violeta 1.12mm	1.02	43.53	3.81	1.98	3.51	1.68	5.18	5.03	1.68	0.61	0.61	0.91 / 1.22	1.52	0.91	
	1.36	51.10	4.11	2.13	4.11	1.83	5.49	5.49	1.83	0.61	0.76	0.91 / 1.22	1.68	1.07	
	1.70	56.78	4.11	2.29	5.03	1.98	5.79	5.64	1.98	0.76	0.76	0.91 / 1.22	1.68	1.07	
	2.04	62.46	4.42	2.29	5.18	2.13	5.94	5.79	1.98	0.76	0.91	0.91 / 1.22	1.83	1.07	
Verde 1.27mm	1.02	53.00	3.96		4.11	1.83	5.18	5.18	1.68	0.61	0.61	0.91 / 1.22	1.68	0.91	
	1.36	60.57	4.27		4.72	1.98	5.79	5.64	1.83	0.61	0.76	0.91 / 1.22	1.68	0.91	
	1.70	68.14	4.57		5.03	2.13	6.10	5.79	1.98	0.76	0.76	0.91 / 1.22	1.83	0.91	
	2.04	75.33	5.03		5.18	2.29	6.40	5.94	2.13	0.76	0.91	0.91 / 1.22	1.83	0.91	
Amarillo 1.40mm	1.02	64.73	4.11		4.42		5.79	5.94	1.68	0.61	0.76	0.91 / 1.22			
	1.36	74.95	4.27		4.72		6.40	6.40	1.83	0.61	0.76	0.91 / 1.22			
	1.70	84.04	4.57		5.03		6.86	6.71	2.13	0.76	0.76	0.91 / 1.22			
	2.04	92.36	5.03		5.18		7.32	7.01	2.29	0.76	0.91	0.91 / 1.22			
Rojo 1.52mm	1.02	76.47	4.57		4.88		6.25	6.55	1.83	0.61	0.76	0.91 / 1.22			
	1.36	88.96	5.18		5.49		6.55	6.71	1.98	0.76	0.76	0.91 / 1.22			
	1.70	100.31	5.49		6.40		7.47	6.71	2.13	0.76	0.91	0.91 / 1.22			
	2.04	110.16	6.40		6.71		8.69	6.86	2.29	0.76	0.91	0.91 / 1.22			
Blanco 1.78mm	1.02	121.51	6.40		5.49		7.16	7.16	2.29	0.76	0.76	0.91 / 1.37			
	1.36	140.44	6.55		6.40		8.53	7.62	2.44	0.76	0.91	0.91 / 1.37			
	1.70	158.23	6.71		6.71		9.30	8.38	2.59	0.91	0.91	0.91 / 1.37			
	2.04	174.51	7.47		7.01		9.75	8.69	2.74	0.91	1.07	0.91 / 1.52			

Recommended working pressure 20-30 PSI.

To Order Call: 1-800-881-6294 or Email: sales@maxijet.com









SINGLE PC JETS SPECIFICATIONS



Swap Tops can be used with the following jets:



SWAP TOPS
Max-Cone Fan Max-Cone Stream Max-Double Down Stream

		AG Style One Pc. 120°	AG Style One Pc. 280°	Winged Center Strip 20° x 2	Winged One Pc. 90°	Winged One Pc. 180°	Winged One Pc. 340°	Small Spinner 360°	Large Spinner 360°	SWAP TOPS													
Angle of Trajectory		+ 14°	+ 8°	0°	0°	0°	0°	0°	0°	0° / +18°		0° / 0°		+64° / +18°		0° / +18°		0° / +12°					
ORIFICE SIZE																							
	PSI	GPH	R. FT.	DIA. FT.	R. FT.	R. FT.	R. FT.	DIA. FT.	DIA. FT.	DIA. FT.	DIA. FT.	Radius FT.	Radius FT.	Radius FT.	Radius FT.	Radius FT.	Radius FT.	Radius FT.	Radius FT.	Radius FT.	Radius FT.		
Black .03"	15	4.9	3.5	4.5					13.0	5.0	9.0	2.5	4.5	N/A	10.5	5.0	10.0	8.5	5.5				
	20	5.6	3.5	5.0					13.5	5.5	10.5	3.0	5.0		11.0	5.5	10.5	9.5	5.5				
	25	6.3	4.0	5.5					13.5	6.0	11.5	3.0	5.0		11.5	5.5	11.0	10.5	6.0				
	30	6.9	4.5	6.0					14.0	6.0	12.5	3.5	5.5		12.5	5.5	11.5	11.0	6.0				
Orange .033"	15	6.7							13.0	5.5	12.0	4.0	5.0	N/A	12.5	6.0	12.5	10.0	6.0				
	20	7.7							14.0	6.5	12.5	4.0	5.0		13.5	6.5	13.0	11.5	6.5				
	25	8.6							14.5	7.0	13.5	4.0	5.5		14.0	7.0	15.5	12.0	7.0				
	30	9.4							15.5	7.0	14.0	4.0	5.5		15.0	7.0	16.0	13.0	7.0				
Blue .04"	15	8.9	5.0	6.0	2.5 x 3.5	5.0	4.5	5.5	15.0	5.5	12.5	4.0	5.5	N/A	14.5	6.5	13.5	12.0	6.5				
	20	10.5	5.5	6.0	2.5 x 4.0	5.5	5.0	6.0	15.5	6.5	13.0	4.0	5.5		16.0	7.0	15.5	13.5	7.0				
	25	11.8	6.0	6.5	2.5 x 4.5	6.0	5.5	6.5	16.5	7.0	13.5	4.5	5.5		18.0	7.5	17.0	14.0	7.5				
	30	12.8	6.5	6.5	2.5 x 5.0	6.5	6.0	6.5	17.5	7.5	14.5	4.5	6.0		18.5	7.5	18.0	14.5	7.5				
Violet .044"	15	11.5						7.5	15.5	6.0	14.0	4.5	5.5	N/A	16.5	7.5	16.5	12.5	7.0				
	20	13.5						8.0	16.5	6.5	15.0	4.5	6.0		17.5	8.5	17.5	14.0	7.5				
	25	15.0						8.5	17.0	7.0	16.0	4.5	6.0		18.5	8.5	18.5	16.0	7.5				
	30	16.5						9.5	17.5	7.5	16.5	4.5	6.5		19.5	8.5	19.5	16.5	8.0				
Green .05"	15	14.0	7.0	9.0	2.0 x 4.5	6.0	4.5	5.5	16.5	6.5	16.5	4.5	6.5	N/A	17.5	8.0	17.0	13.5	7.5				
	20	16.0	7.5	9.5	2.0 x 5.0	6.0	5.5	6.0	17.0	7.0	18.5	5.0	7.0		18.5	9.0	21.5	15.5	8.0				
	25	18.0	8.0	10.5	2.5 x 5.5	6.5	5.5	6.5	17.5	7.0	19.5	5.0	7.0		19.0	9.5	23.5	17.5	8.5				
	30	19.9	8.0	11.0	2.5 x 6.0	7.0	6.0	6.5	18.5	7.5	20.5	5.0	7.5		20.0	10.0	24.5	18.0	8.5				
Yellow .055"	15	17.1							17.0	7.5	21.0	5.0	6.5	N/A	17.5	9.0	19.0	15.0	8.0				
	20	19.8							18.0	7.0	22.5	5.0	7.0		21.0	9.5	24.5	17.5	8.0				
	25	22.2							19.0	8.0	24.0	5.5	7.5		22.5	10.0	26.0	18.5	9.5				
	30	24.4							20.0	8.5	25.0	5.5	7.5		23.0	10.5	27.5	19.5	10.0				
Red .06"	15	20.2	7.5	12.0	2.0 x 4.5	6.0	5.0	6.5	17.0	6.5	21.5	5.0	7.5	N/A	20.5	9.0	21.5	16.0	9.0				
	20	23.5	8.0	12.0	2.0 x 5.0	6.5	5.5	7.0	18.5	7.5	23.5	5.5	7.5		22.5	9.5	25.0	19.0	9.5				
	25	26.5	8.5	12.5	2.0 x 5.5	7.0	6.0	7.5	19.5	8.0	25.0	6.0	7.5		25.5	10.0	28.0	20.5	10.0				
	30	29.1	9.0	13.0	2.0 x 6.0	7.5	6.5	8.0	20.5	8.5	26.0	6.0	8.0		26.0	10.5	29.0	21.5	10.5				
White .07"	15	32.1								7.5	23.0	6.0	8.5	N/A	26.0	9.0	26.5	20.5	9.0				
	20	37.1							8.5	25.5	6.5	9.5	28.5		10.0	28.0	22.0	9.5					
	25	41.8							9.5	27.5	7.0	10.5	29.5		10.5	29.5	26.0	11.0					
	30	46.1							10.5	29.5	7.5	11.5	32.0		11.0	31.0	26.5	11.5					

Recommended working pressure 20-30 PSI.

JET ESPECIFICACIONES - METRIC



Swap Tops can be used with the following jets:




Max-Cone Fan Max-Cone Stream Max-Double Down Stream

SWAP TOPS

ORIFICE SIZE			AG Style One Pc. 120°	AG Style One Pc. 280°	Winged CST 20° x 2	Winged One Pc. 90°	Winged One Pc. 180°	Winged One Pc. 340°	Small Spinner 360°	Large Spinner 360°	320° 360°		165° 180°		90° 360°		180° 360°		20°x2 90°	
	ATM	LPH	R. M.	DIA. M.	R. M.	R. M.	R. M.	DIA. M.	DIA. M.	DIA. M.	DIA. M.	Radius M.	Radius M.	Radius M.	Diameter M.	Radius M.	Diameter M.	Radius M.	Diameter M.	Radius M.
Negro .76mm	1.02	18.55	1.07	1.37						3.96	1.52	2.74	0.76	1.37	N/A	3.20	1.52	3.05	2.59	1.68
	1.36	21.20	1.07	1.52						4.11	1.68	3.20	0.91	1.52		3.35	1.68	3.20	2.90	1.68
	1.70	23.85	1.22	1.68						4.11	1.83	3.51	0.91	1.52		3.51	1.68	3.35	3.20	1.83
	2.04	26.12	1.37	1.83						4.27	1.83	3.81	1.07	1.68		3.81	1.68	3.51	3.35	1.83
Naranja .84mm	1.02	25.36								3.96	1.68	3.66	1.22	1.52	N/A	3.81	1.83	3.81	3.05	1.83
	1.36	29.15								4.27	1.98	3.81	1.22	1.52		4.11	1.98	3.96	3.51	1.98
	1.70	32.55								4.42	2.13	4.11	1.22	1.68		4.27	2.13	4.72	3.66	2.13
	2.04	35.58								4.72	2.13	4.27	1.22	1.68		4.57	2.13	4.88	3.96	2.13
Azul 1.02mm	1.02	33.69	1.52	1.83	0.76 x 1.07	1.52	1.37	1.68		4.57	1.68	3.81	1.22	1.68	N/A	4.42	1.98	4.11	3.66	1.98
	1.36	39.75	1.68	1.83	0.76 x 1.22	1.68	1.52	1.83		4.72	1.98	3.96	1.22	1.68		4.88	2.13	4.72	4.11	2.13
	1.70	44.67	1.83	1.98	0.76 x 1.37	1.83	1.68	1.98		5.03	2.13	4.11	1.37	1.68		5.49	2.29	5.18	4.27	2.29
	2.04	48.45	1.98	1.98	0.76 x 1.52	1.98	1.83	1.98		5.33	2.29	4.42	1.37	1.83		5.64	2.29	5.49	4.42	2.29
Violeta 1.12mm	1.02	43.53							2.29	4.72	1.83	4.27	1.37	1.68	N/A	5.03	2.29	5.03	3.81	2.13
	1.36	51.10							2.44	5.03	1.98	4.57	1.37	1.83		5.33	2.59	5.33	4.27	2.29
	1.70	56.78							2.59	5.18	2.13	4.88	1.37	1.83		5.64	2.59	5.64	4.88	2.29
	2.04	62.46							2.90	5.33	2.29	5.03	1.37	1.98		5.94	2.59	5.94	5.03	2.44
Verde 1.27mm	1.02	53.00	2.13	2.74	0.61 x 1.37	1.83	1.37	1.68		5.03	1.98	5.03	1.37	1.98	N/A	5.33	2.44	5.18	4.11	2.29
	1.36	60.57	2.29	2.90	0.61 x 1.52	1.83	1.68	1.83		5.18	2.13	5.64	1.52	2.13		5.64	2.74	6.55	4.72	2.44
	1.70	68.14	2.44	3.20	0.76 x 1.68	1.98	1.68	1.98		5.33	2.13	5.94	1.52	2.13		5.79	2.90	7.16	5.33	2.59
	2.04	75.33	2.44	3.35	0.76 x 1.83	2.13	1.83	1.98		5.64	2.29	6.25	1.52	2.29		6.10	3.05	7.47	5.49	2.59
Amarillo 1.40mm	1.02	64.73							5.18	2.29	6.40	1.52	1.98	N/A	5.33	2.74	5.79	4.57	2.44	
	1.36	74.95							5.49	2.13	6.86	1.52	2.13		6.40	2.90	7.47	5.18	2.44	
	1.70	84.04							5.79	2.44	7.32	1.68	2.29		6.86	3.05	7.92	5.64	2.90	
	2.04	92.36							6.10	2.59	7.62	1.68	2.29		7.01	3.20	8.38	5.94	3.05	
Rojo 1.52mm	1.02	76.47	2.29	3.66	0.61 x 1.37	1.83	1.52	1.98		5.18	1.98	6.55	1.52	2.29	N/A	6.25	2.74	6.55	4.88	2.74
	1.36	88.96	2.44	3.66	0.61 x 1.52	1.98	1.68	2.13		5.64	2.29	7.16	1.68	2.29		6.86	2.90	7.62	5.79	2.90
	1.70	100.31	2.59	3.81	0.76 x 1.68	2.13	1.83	2.29		5.94	2.44	7.62	1.83	2.29		7.77	3.05	8.53	6.25	3.05
	2.04	110.16	2.74	3.96	0.76 x 1.83	2.29	1.98	2.44		6.25	2.59	7.92	1.83	2.44		7.92	3.20	8.84	6.55	3.20
Blanco 1.78mm	1.02	121.51									2.29	7.01	1.83	2.59	N/A	7.92	2.74	8.08	6.25	2.74
	1.36	140.44									2.59	7.77	1.98	2.90		8.69	3.05	8.53	6.71	2.90
	1.70	158.23									2.90	8.38	2.13	3.20		8.99	3.20	8.99	7.92	3.35
	2.04	174.51									3.05	8.99	2.29	3.51		9.75	3.35	9.45	8.08	3.51

Recommended working pressure 20-30 PSI.


To Order Call: 1-800-881-6294 or Email: sales@maxijet.com



TWO PIECE JETS SPECIFICATIONS

		Deflector & Base	Deflector End Strip 30°	Deflector Center Strip 40°	Deflector 20° x 2	Deflector 90°	Deflector High Angle 90°	Deflector 180° (165°)	Deflector 180° x 8	Deflector Fan 280°	Deflector 300° x 12	Deflector 360° x 14
			+ 18°	+ 12°	+ 20°	+ 18°	+ 64°	+ 18°	+ 18°	+ 18°	+ 18°	+ 18°
BASE	ORIFICE SIZE											
		PSI	GPH	R. FT.	DIA. FT.	DIA. FT.	R. FT.	R. FT.	R. FT.	R. FT.	DIA. FT.	DIA. FT.
Black	.03"	15	4.9	7.5	7.5	7.5	3.5	3.5	5.5	7.5 x 8.5	11.5	10.0
	20	5.6	8.5	9.0	9.0	4.0	N/A	3.5	6.0	7.5 x 8.5	11.5	10.5
	25	6.3	9.5	9.5	9.5	4.0		4.0	6.5	7.0 x 8.5	12.0	11.5
	30	6.9	10.5	10.0	10.0	4.0		4.0	7.0	7.0 x 8.5	12.5	12.0
Orange	.033"	15	6.7	8.5	10.0	9.5	4.0	3.5	6.5	7.5 x 9.5	11.5	11.5
	20	7.7	10.5	11.0	10.0	4.5	N/A	3.5	7.0	8.0 x 10.0	11.5	12.5
	25	8.6	11.0	12.5	10.5	4.5		4.0	7.5	8.5 x 10.0	12.5	13.5
	30	9.4	11.5	13.0	11.0	4.5		4.0	8.5	8.5 x 10.0	12.5	14.5
Blue	.04"	15	8.9	10.5	11.5	10.5	4.5	4.2	7.0	8.5 x 10.5	12.5	12.5
	20	10.5	11.5	13.0	11.5	4.5	N/A	4.2	8.0	8.5 x 11.0	14.0	13.5
	25	11.8	11.5	15.0	12.5	5.0		4.5	8.5	8.5 x 11.0	14.5	14.5
	30	12.8	13.0	15.5	13.0	5.5		4.5	9.0	9.0 x 11.5	15.0	16.5
Violet	.044"	15	11.5	11.0	13.0	11.5	5.0	4.0	8.0	8.5 x 12.0	14.0	15.5
	20	13.5	12.0	16.5	13.5	5.0	N/A	4.5	8.5	9.5 x 13.0	14.5	16.5
	25	15.0	13.5	18.0	16.5	5.5		5.0	9.5	10.0 x 15.0	15.5	18.5
	30	16.5	14.5	19.0	17.0	5.5		5.0	9.5	10.5 x 15.5	16.0	21.5
Green	.05"	15	14.0	12.5	15.0	13.5	5.0	4.0	9.5	9.5 x 14.0	16.0	17.0
	20	16.0	13.5	17.0	15.5	5.5	N/A	4.5	10.5	10.5 x 14.5	16.5	19.5
	25	18.0	15.0	18.0	16.5	5.5		4.5	11.0	11.0 x 15.0	17.5	20.5
	30	19.9	15.5	19.5	17.0	6.0		4.5	11.0	11.0 x 15.0	18.5	22.0
Yellow	.055"	15	17.1	13.5	15.5	14.5	6.0	4.5	10.5	10.5 x 14.0	16.5	17.5
	20	19.8	14.0	18.0	15.5	6.5	N/A	5.0	12.0	11.0 x 15.5	17.0	19.5
	25	22.2	16.5	19.5	16.5	7.0		5.5	13.5	12.0 x 16.0	18.0	22.0
	30	24.4	17.0	20.0	17.0	8.0		6.0	14.0	12.5 x 16.5	19.0	24.0
Red	.06"	15	20.2	16.5	16.5	16.0	6.0	5.0	11.0	14.0 x 16.0	19.5	20.0
	20	23.5	17.5	19.0	18.0	6.5	N/A	5.5	12.5	14.5 x 17.0	21.0	24.0
	25	26.5	20.5	22.0	21.0	7.0		5.5	13.5	14.5 x 17.5	23.5	26.5
	30	29.1	20.5	23.0	22.0	7.5		6.5	14.0	15.0 x 18.0	24.5	28.0
White	.07"	15	32.1	18.5	23.0	18.0	6.5	6.0	12.0	14.0 x 17.0	22.0	24.0
	20	37.1	22.0	25.5	21.0	7.0	N/A	6.5	14.0	15.5 x 18.5	26.0	27.5
	25	41.8	23.0	27.5	22.0	7.5		7.0	15.0	16.5 x 21.0	28.0	30.5
	30	46.1	24.0	30.5	23.0	8.0		7.5	16.5	17.5 x 21.5	30.5	33.0

Recommended working pressure 20-30 PSI. Gallons per hour are determined without the Maxijet Caps or Deflectors.



VERTICAL HANG ASSEMBLY® SPECIFICATIONS



Green Distance Streams




Blue Fill-In Streams

24" ABOVE GROUND
GREEN Deflector 360° X 14
BLUE Deflector 360° X 14

18" ABOVE GROUND
GREEN Deflector 360° X 14
BLUE Deflector 360° X 14

12" ABOVE GROUND
GREEN Deflector 360° X 14
BLUE Deflector 360° X 14

BASES		PSI	GPH	DIA. FT.		DIA. FT.		DIA. FT.	
Black .03"	15	4.9	10.5	10.0	10.0	9.0	8.5	8.5	
	20	5.6	11.5	10.5	10.5	9.5	9.5	9.0	
	25	6.3	12.0	11.0	11.0	10.0	10.5	9.5	
	30	6.9	12.5	11.5	11.5	10.5	N/A	9.5	
Orange .033"	15	6.7	12.0	11.0	12.5	10.5	11.5	10.5	
	20	7.7	13.0	12.5	13.5	11.5	12.0	11.0	
	25	8.6	14.0	12.5	14.0	12.0	12.5	12.0	
	30	9.4	14.5	14.0	14.5	12.0	13.0	12.0	
Blue .04"	15	8.9	14.5	13.0	14.0	11.0	12.5	11.5	
	20	10.5	15.0	14.5	15.0	12.0	13.5	12.0	
	25	11.8	16.0	16.5	16.0	12.5	14.0	12.5	
	30	12.8	16.5	17.0	16.5	13.0	15.5	13.0	
Violet .044"	15	11.5	15.0	14.5	14.5	12.5	13.0	12.5	
	20	13.5	16.0	15.0	17.0	13.5	14.0	13.0	
	25	15.0	17.0	16.5	18.0	14.5	14.5	14.5	
	30	16.5	17.5	17.0	20.0	16.0	15.5	15.0	
Green .05"	15	14.0	16.5	15.5	17.5	13.0	15.0	13.0	
	20	16.0	18.5	16.5	19.5	14.5	16.5	14.0	
	25	18.0	19.5	16.5	20.5	15.0	18.0	14.5	
	30	19.9	20.0	17.0	20.5	15.5	19.0	15.0	
Yellow .055"	15	17.1	18.0	14.5	17.5	13.5	15.5	12.5	
	20	19.8	19.0	15.5	20.0	15.5	18.0	13.5	
	25	22.2	20.5	16.5	21.5	16.5	19.5	14.0	
	30	24.4	21.5	17.5	22.0	16.5	20.0	14.5	
Red .06"	15	20.2	18.0	15.0	18.0	15.5	16.0	13.0	
	20	23.5	21.5	17.5	20.5	16.5	18.5	14.0	
	25	26.5	23.0	18.5	22.0	18.0	19.5	15.0	
	30	29.1	24.0	19.0	22.5	19.0	20.5	15.5	
White .07"	15	32.1	17.5	15.0	17.5	13.0	16.0	12.0	
	20	37.1	19.5	15.5	19.5	14.5	18.5	13.0	
	25	41.8	21.5	18.5	21.0	15.5	19.5	14.0	
	30	46.1	23.5	19.0	22.0	16.0	20.5	15.0	



FLEXIBLE VINYL FLOW Pressure LOSS SPECIFICATIONS*

JET ORIFICE SIZE	PSI	NORMAL DISCHARGE FLOW	LOSS .145" / .150" ID 36" Vinyl		LOSS .145" / .150" ID 48" Vinyl		LOSS .145" / .150" ID 60" Vinyl		LOSS .145" / .150" ID 72" Vinyl	
			GPH	PSI	GPH	PSI	GPH	PSI	GPH	PSI
Black .03"	20 PSI	5.6 GPH	*	*	*	*	*	*	*	*
Orange .033"	20 PSI	7.7 GPH	*	*	*	*	*	*	*	*
Blue .04"	20 PSI	10.5 GPH	*	0.6 PSI	0.21 GPH	0.81 PSI	0.31 GPH	1.0 PSI	0.31 GPH	1.21 PSI
Violet .044"	20 PSI	13.5 GPH	0.31 GPH	0.91 PSI	0.48 GPH	1.22 PSI	0.63 GPH	1.52 PSI	0.63 GPH	1.83 PSI
Green .05"	20 PSI	16.0 GPH	0.63 GPH	1.26 PSI	0.95 GPH	1.71 PSI	0.95 GPH	2.13 PSI	1.27 GPH	2.56 PSI
Yellow .055"	20 PSI	19.8 GPH	0.95 GPH	1.86 PSI	1.58 GPH	2.47 PSI	1.90 GPH	3.09 PSI	1.90 GPH	3.71 PSI
Red .06"	20 PSI	23.5 GPH	1.27 GPH	2.65 PSI	2.53 GPH	3.53 PSI	2.85 GPH	4.42 PSI	3.48 GPH	5.3 PSI

SPECS FOR TOP-HAT JETS® WITH MAXIJET P.C. FLOW CONTROLLED ADAPTERS®

Maxijet Pop-Up Sprayer Adapters®



<< Any Maxijet Jet can be used with this PVC Adapter.

<< 1/2" PVC Shrub Adapter

Models		2 x 20°	90°	180°	340°	360°


It is recommended that you use only Top-Hat Jets with Maxijet Pop Up Sprayer Adapters®

Trajectory							
Size	GPH	PSI	R	R	R	D	D
Blue	10	20-50	3' x 4'	4.5'	4'	6'	8'
Green	15	20-50	3' x 5'	5.5'	5'	8'	10'
Red	24	20-50	3' x 6'	6.5'	5.5'	9'	11'

Top-Hat Jets


For Pop-Up and PVC Adapters; it is recommended that you match the color of the Jet with the color of the flow control screens.

LANDSCAPE MICRO SPRINKLER SPINNERS



360° x 8


360° x 2



Orifice Color	Orifice Size	GPH	PSI	0°	
				D	D
Blue	.04"	10.5	20		15.5'
Green S	.044"	13.5	20	8'	
Green L	.05"	16.0	20		17'
Red	.06"	23.5	20		18.5'

Spinners

The above specs are tested WITH Maxijet's Bases.



Miscellaneous Technical Data

Pressure Recommendations: All Maxijet Low-Volume Irrigation Products are suggested to be used at pressure rates of 20-30 PSI (without the use of a PC Flow Controller).

Filtration Jets and Misters	Color	Orifice Size	GPH @ 20 PSI	Filtration Mesh Size*	Color	Orifice Size	GPH @ 20 PSI	Filtration Mesh Size*
	Black	.03"	5.6	± 80 to 120	Green	.05"	16.0	± 50 to 80
	Orange	.033"	7.7		Yellow	.055"	19.8	
	Blue	.04"	10.5		Red	.06"	23.5	
	Violet	.44"	13.5		White	.07"	37.1	




* Mesh size refers to the number of holes per linear inch of the filter screen

Spacing per Acreage		Precipitation Rates and Square Footage	
Spacing	Trees or Plants Per Acre	Full Circle 360°	
5' x 25'	348	Precipitation Rate= $\frac{\text{GPH} \times 1.605}{\text{Square Footage Area}}$	Partial Circle - ARC Square Footage = $\text{S.F.} / (360^\circ/\text{ARC})$ For Partial Circle
7' x 25'	249		
8' x 25'	217	Square Footage= πR^2	
10' x 20'	217		
10' x 25'	174	$\pi = 3.14$	
12' x 25'	145		
15' x 30'	97		
43,560 / sq.ft. (spacing) = Trees Per Acre			
Example: 43,560 / (12' x 25') = 145			

Conversion Chart

Length:	Feet (ft.)		0.3048		Meters (m)
	Inches (in.)		2.540		Centimeters (cm)
	Inches (in.)	X	0.0254	=	Meters (m)
	Meters (m)		3.281		Feet (ft.)
	Millimeters (mm)		0.03937		Inches (in.)
Area	Acres (ac)		4,047		Square Meters (m ²)
	Acres (ac)		43,560		Square Feet (ft ²)
	Acres (ac)	X	0.4047	=	Hectares (ha)
	Hectares (ha)		2.471		Acres (ac)
Volume	Acre Feet (ac-ft.)		1,233,000		Liters (L)
	Gallons (gal.)		0.003785		Cubic Meters (m ³)
	Gallons (gal.)	X	3.785	=	Liters (L)
	Liters (L)		0.2642		Gallons (gal.)
Flow	Gallons/Minute (GPM)		0.2271		Cubic Meters/Hours (m ³ /h)
	Gallons/Minute (GPM)		0.002228		Cubic Ft./Sec. (ft ³ /sec)
	Gallons/Minute (GPM)	X	0.06309	=	Liters/Sec. (L/SEC)
	Cubic Feet/Sec (ft ³ /sec)		448.8		Gallons/Minute (GPM)
	Gallons Per Hour (GPH)		3.785		Liters/Hour (LPH)
Pressure	Atmosphere (ATM)		14.70		Pounds/Sq. inch (PSI)
	Atmosphere (ATM)		33.90		Feet of Water (ft. hd.)
	Feet of Water (ft. hd.)	X	0.4335	=	Pounds/Sq. inch (PSI)
	Pounds/Sq. inch (PSI)		2.307		Feet of Water (ft. hd.)
	Pounds/Sq. inch (PSI)		0.068		Atmosphere (ATM)



LIMITED WARRANTY

Maxijet, Inc. warrants, to the original purchaser only, that all products listed in the "Price List" shall be free of defects in workmanship and materials for a period of one year from the date of purchase. This limited warranty includes a warranty against deterioration from exposure to direct sunlight. Normal discoloration may occur under such circumstances, but will not affect the performance of the product during the warranty period. This limited warranty is void and shall not apply to any product that is misused or not maintained properly, use of chlorine more than 1 part per million, use of other chemicals naturally occurring or injected with PH levels less than 4 or greater than 10, improper filtration, sand blasting, (example: turning water on while jets are laying in sandy soil) nor to any product not manufactured by Maxijet, Inc. even if used in conjunction with Maxijet products. No seller, distributor, agent or other persons has the authority to waive, alter, expand or supplement the express provisions of this limited warranty.

Purchaser's sole and exclusive remedy hereunder shall be to return the defective product within the warranty period, along with satisfactory proof of purchase, (provide physical address, Attn: Warranty Department). Upon confirmation by Maxijet, Inc. that the product is defective and subject to this limited warranty, Maxijet, Inc., as its option, shall repair or replace the product without additional charge to the purchaser.

THERE ARE NO WARRANTIES THAT EXTEND BEYOND THE DESCRIPTION ON THE FACE HEREOF AND MAXIJET, INC. SPECIFICALLY DISCLAIMS ALL OTHER WARRANTIES, EXPRESS OR IMPLIED, INCLUDING, WITHOUT LIMITATION, THE WARRANTIES OF MERCHANTABILITY AND FITNESS FOR A PARTICULAR PURPOSE. IN NO EVENT SHALL MAXIJET, INC. BE LIABLE FOR DAMAGES OF ANY KIND, INCLUDING, WITHOUT LIMITATION, ANY SPECIAL INDIRECT, INCIDENTAL OR CONSEQUENTIAL DAMAGES EVEN IF MAXIJET, INC. HAS BEEN ADVISED OF THE POSSIBILITY OF SUCH. Some states do not allow the exclusion or limitation of incidental or consequential damages, so the above limitation may not apply to you, the purchaser. This limited warranty gives you specific legal rights, and you, the purchaser, may also have other rights which vary from state to state.

TERMS AND CONDITIONS OF SALE

Terms: Net 30 Days, on approved credit only. Past due accounts are subject to 1-1/2% per month service charge. Past due accounts are also subject to a "HOLD" and COD status.

Freight: F.O.B. Dundee, Florida.

Minimum Order Policy: A \$25.00 Net minimum order is required.

Prices: Prices are effective on the published date of the price sheet. **Prices are Subject to change without Notice.** Changes may occur without prior notice.

Cancellation of Order: Orders may be canceled for stock items. Products built to your order are subject to the assembly and the disassembly charge if the order is canceled.

Returns: Merchandise in new and non-used condition may be returned on a freight prepaid basis for credit, subject to inspection and acceptance at our factory in Dundee, Florida. **All returns** are subject to a **20%** restocking charge that will be deducted from the credit. **Returned goods** must be identified by invoice numbers covering original sale and a Return Merchandise Authorization Number (**RMA#**), which will be issued by Maxijet's Accounts Receivables Personnel prior to return of the goods. **Claims** for discrepancies in shipping will not be acknowledged after 5 days after the date of delivery.

Maxijet makes no other warranties, expressed or implied. No Representative, Agent, Distributor, or other person has the authority to waive, alter, or add to the printed provisions of this warranty, to make any representation or warranty not contained herein, or to extend this warranty to anyone other than the purchaser and/or original owner.

Possession of this sheet, a Price List, or a Maxijet, Inc. Catalog does not constitute an offer to sell nor a right to purchase. Maxijet, Inc. sells its products through qualified Dealers and Distributors. All sales are made on a cash basis unless other terms have been approved by Maxijet's Credit Department. All orders are subject to acceptance by Maxijet, Inc.

Samples / Displays / Catalogs / Literature

ORDER YOURS TODAY!

LANDSCAPE SAMPLES

Landscape Sample
M-GSLAN





PVC Retrofit Sample
M-GSRET

**** Colors of Samples are subject to change with availability.**

AGRICULTURE SAMPLES

Ag Nut and Fruit Tree Sample
M-GSNUT



Blueberry Sample
M-GSBLU

NURSERY SAMPLES



Pot Clip Sample
M-GSNURPC



Greenhouse Sample
M-GSGRH



Nursery Sample
M-GSNUR

COUNTER DISPLAYS



Counter Game
M-GUJET



Landscape Stake Display
M-GCS



Ag Stake Display
M-OCS



Catalog
M-GCATALOG



Price List
M-GPRICELIST




Maxijet Binder
M-GBINDER



Thumb Drive
M-GTD



Contractor Brochure
M-G3FOLD



Counter Mat Spec Sheet
M-COUNTERMAT

